

2000 PACS

I.	Texas PAC Facts.....	1
II.	Texas PAC Spending.....	2
III.	Comparing Business, Ideological & Labor PACs.....	3
A.	Top Business PACs.....	4
	• Lawyers & Lobbyists.....	5
	• Energy & Natural Resources.....	6
	• Health.....	7
	• Construction.....	8
	• Finance.....	9
B.	Ideological & Single Issue PACs.....	10
	• Democratic.....	11
	• Republican.....	12
	• Tort Law.....	13
	• Education.....	14
	• Minor Ideological & Single-Issue PACs.....	15
C.	Labor PACs.....	17
IV.	PAC Trends	
A.	New PACs.....	19
B.	Vanishing PACs.....	20
C.	Growth-Spurt PACs.....	21
V.	100 Biggest PACs in Texas.....	22

©Texans For Public Justice, October 2001

609 W. 18th Street, Suite E
Austin, Texas, 78701
PH: (512) 472-9770
www.tpj.org

Texans For Public Justice is a non-profit, non-partisan advocacy and research organization that tracks the role of money in Texas politics. This report was made possible by support from the Arca Foundation and the Magnolia Charitable Trust.

Illustrations by Jason Stout.



I. TEXAS PAC FACTS

- 865 active Texas Political Action Committees (PACs) spent \$54 million in the two-year 2000 election cycle. This spending marked an increase over the two previous cycles of 1996 (\$43 million) and 1998 (\$52 million).

- 498 “Business” PACs spent \$34 million, far outspending both “Ideological/Single-Issue” PACs (\$17 million) and “Labor” PACs (\$3 million) combined.

BUSINESS PACS

- The largest and fastest-growing Business sector was Lawyers & Lobbyists PACs (\$8 million). This sector shot up on a surge of trial lawyer PAC spending. Nonetheless, corporate defense PACs still outspent trial lawyer PACs by more than \$1 million.

- The next-largest Business PAC sectors were: Energy & Natural Resources (\$5.6 million); Health (\$3.5 million); Construction (\$3 million) and Finance (\$2.4 million).

IDEOLOGICAL & SINGLE-ISSUE PACS

- Ideological & Single-Issue PACs spent \$17 million. Partisan PACs dominated this sector, with Democratic PACs spending \$8.2 million and Republican PACs spending \$6 million.

- The two other Major Ideological and Single-Issue sectors were Tort Law PACs (\$1.5 million) and Education PACs (\$542,389).

- Eight Minor Ideological and Single-Issue sectors spent a total of \$708,542. Although these sectors include PACs active on such

hot-button issues as homosexuality, guns and abortion, just two Minor sectors cleared \$100,000 in spending: Minorities & Women and Environment.

LABOR PACS

- Labor PACs spent \$2.7 million, led by Public Safety PACs (\$959,264). In addition, teachers dominated White Collar PAC spending (\$895,902) and transportation unions drove Blue Collar PAC spending (\$577,542). Finally, the AFL-CIO led Multi-Sector Labor PAC spending (\$273,740).

PAC TRENDS

- The 2000 election cycle spawned 111 active new PACs that spent \$4 million. The largest of these were: a trial lawyer Texas 2000 PAC (\$2 million) and Texans for Proposition 17 (\$259,669), which promoted a constitutional amendment that lets state universities tap the capital gains of their endowments.

- 210 PACs that spent \$2.4 million in 1998 were no longer active in 2000. Notable among them were: the Eight in '98 Committee (\$824,434 in 1998); Putting Children First (\$86,499); and A+

PAC for Parental Choice (\$79,588). The first of these failed to win a GOP House majority. The other two promoted school vouchers, which are considered dead in Texas as long as Pete Laney is House Speaker.

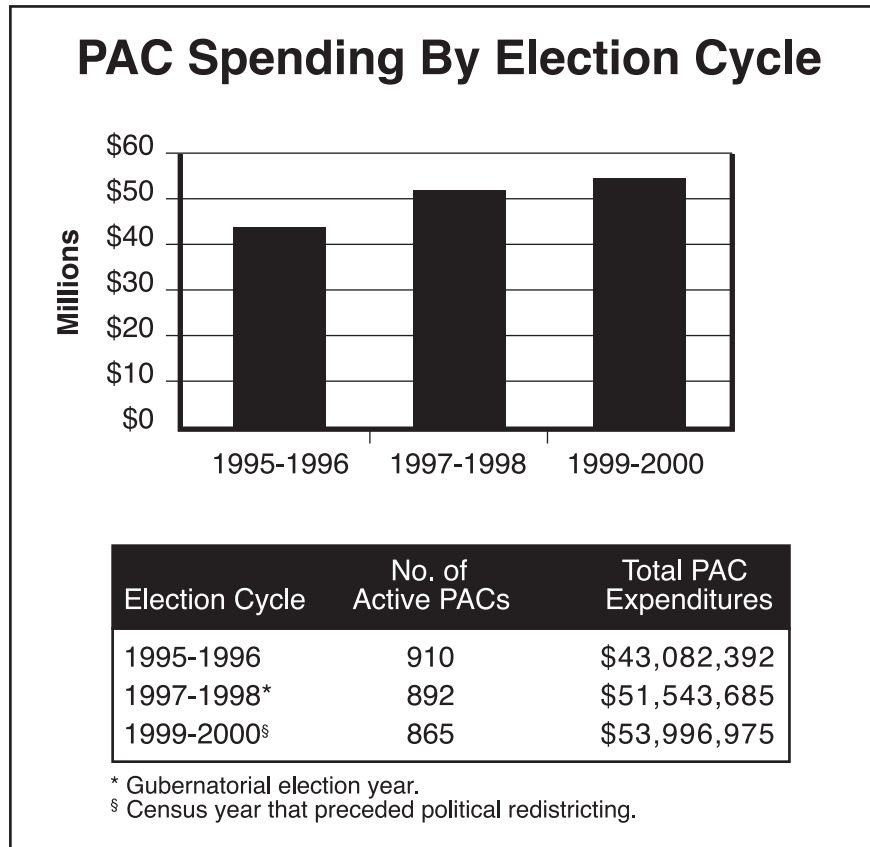
- The Texas Association of Dairymen had the fastest-growing PAC, soaring from \$125 in 1998 to \$27,697 in 2000. The 18 Dutch families funding this PAC own dairies suspected of polluting Lake Waco—the water supply of more than 100,000 people.



II. TEXAS PAC SPENDING

Some 865 active Texas political action committees (PACs)¹ reported a total of \$53,996,975 in campaign contributions and other political expenditures in the two-year 2000 election cycle. To put this amount into perspective, Texas' statewide and legislative candidates raised a total of \$67.2 million in the 2000 election cycle.² Continuing a consolidation trend noted in previous editions of this report,³ the number of active PACs declined in 2000—even as total PAC spending increased. The number of PACs reporting expenditures fell 5 percent from 910 PACs in 1996 to 865 PACs in 2000.

FEWER PACS SPEND MORE MONEY



Remarkably, PAC spending in 2000 exceeded 1998 levels. This is significant because 1998's gubernatorial election featured several other high-profile, statewide races (including lieutenant governor, attorney general and comptroller). One factor driving this increase in PAC spending was the realization that candidates elected in 2000 would have a hand in redistricting Texas' political boundaries based on 2000 census data. This—coupled with general campaign inflation—fed the 25 percent increase in PAC spending from the previous non-gubernatorial election of 1996, when Texas PACs spent \$43 million.

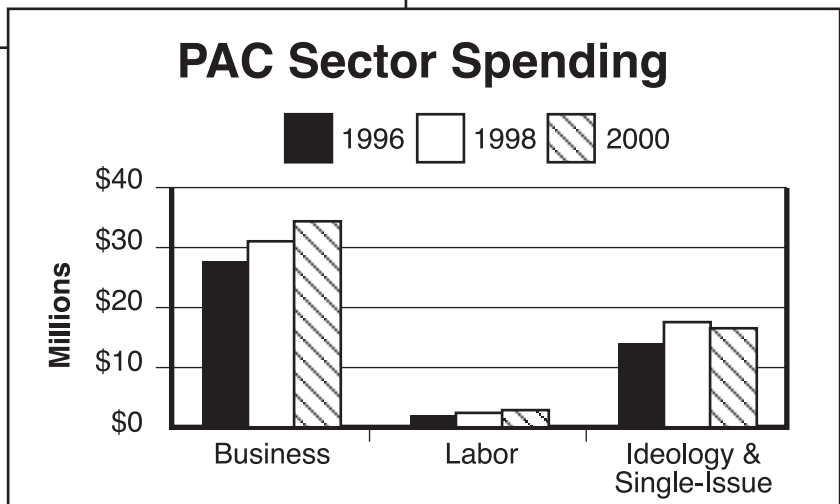
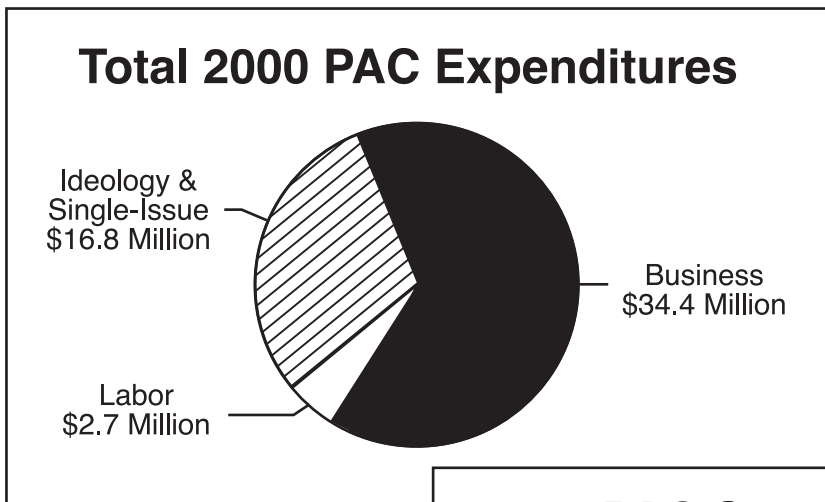
¹ "Active" PACs registered expenditures of at least \$1 with the Texas Ethics Commission.

² These Texas Ethics Commission data are imperfect. PACs based outside Texas are not required to file disclosures. Hence some of these PACs did not report significant activity that they had here. Some out-of-state PACs that did file disclosures (e.g. Coca-Cola) pose other problems. Their total PAC expenditures are counted here, even when little of this money was spent in Texas. Finally, the data contain certain double-counting problems. If the Ramjak Corp. PAC moves \$100,000 to the Puritan Party PAC, which gives this money to a state candidate, the same \$100,000 is counted twice—each time a PAC spends it.

³ In October 1998, Texans for Public Justice published an analysis of Texas PAC spending covering the period 1995 through 1997. It released an analysis of 1998 election cycle PAC spending in June of 1999.

III. COMPARING BUSINESS, IDEOLOGICAL & LABOR PACS


“Business” PACs far outspent all other PACs combined, as they did in 1996 and 1998. Some 498 Business PACs spent \$34.4 million, accounting for 64 percent of Texas’ total PAC spending. Dominated by political parties, 270 “Ideological and Single-Issue” PACs spent \$16.8 million—or 31 percent of the state’s PAC spending. Finally, 82 “Labor” PACs spent \$2.7 million, or 5 percent of all Texas PAC money.



Interest Category	PAC Spending	% of total	'00 PAC Count	% Change '98-'00	% Change '96-'00
Business	\$34,438,297	64%	498	9%	26%
Ideology & Single Issue	\$16,845,183	31%	270	-5%	23%
Labor	\$2,706,447	5%	82	20%	43%
*Total	\$53,989,927	100%	850	5%	25%

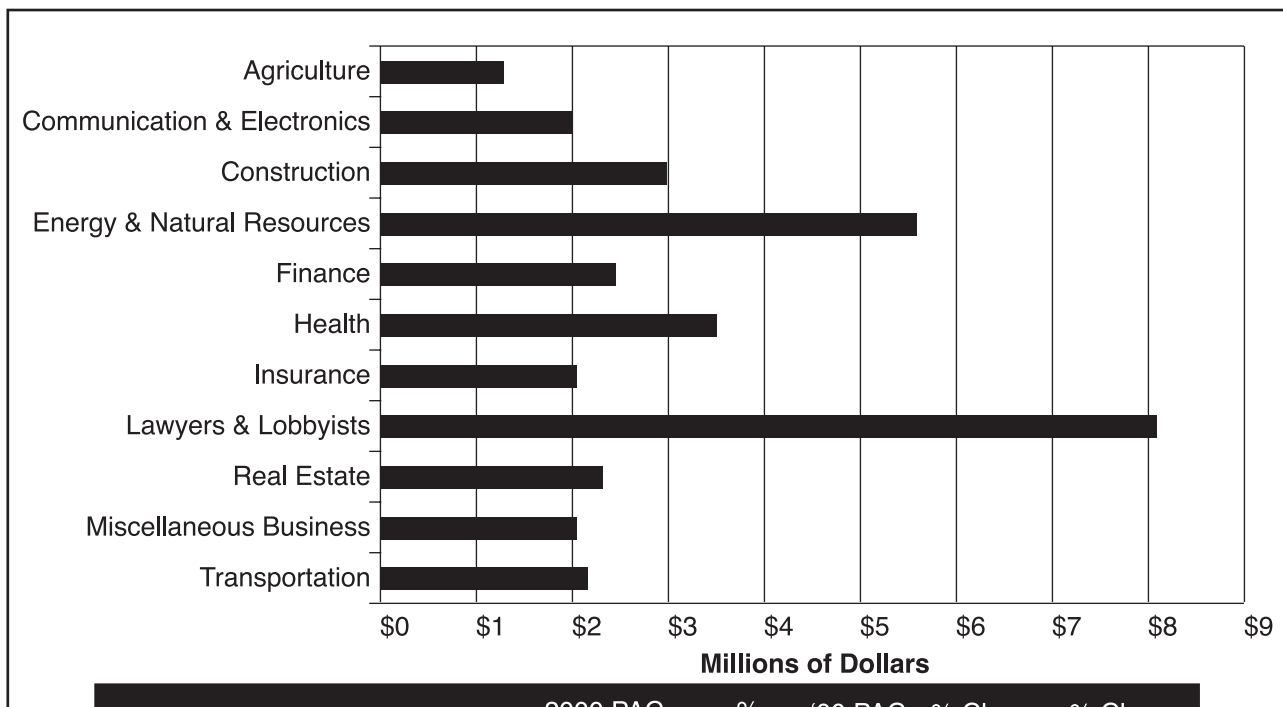
*Excludes \$7,048 spent by 15 small PACs that were not classified by interest category or that were categorized in a miscellaneous “Other” category.

A. TOP BUSINESS PACS



Spending \$34.4 million, Texas' 498 Business PACs fall into 11 industrial categories. This report takes a closer look at the five industries that spent the most PAC money: Lawyers & Lobbyists, Energy & Natural Resources, Health, Construction and Finance.

Business PAC Spending By Industry



Interest Category	2000 PAC Spending	% of total	'00 PAC Count	% Change '98-'00	% Change '96-'00
Agriculture	\$1,260,074	4%	32	6%	13%
Communication & Electronics	\$2,009,491	6%	29	8%	22%
Construction	\$2,993,966	9%	70	4%	37%
Energy & Natural Resources	\$5,580,699	16%	70	7%	25%
Finance	\$2,439,442	7%	39	-24%	-6%
Health	\$3,479,717	10%	63	5%	3%
Insurance	\$2,037,120	6%	25	10%	7%
Lawyers & Lobbyists	\$8,085,448	23%	50	24%	77%
Real Estate	\$2,356,773	7%	35	14%	30%
Miscellaneous Business	\$2,033,139	6%	58	24%	15%
Transportation	\$2,162,428	6%	27	21%	15%
Total	\$34,438,297	100%	498	9%	26%

LAWYERS & LOBBYISTS: \$8,085,448

Shooting up 24 percent over 1998 to clear \$8 million, spending by Lawyer & Lobbyist PACs was driven by a surge in trial lawyer spending. Plaintiff bar PACs spent almost \$3.3 million in 2000, up 177 percent from 1998. The \$2 million new Texas 2000 PAC accounted for three-fifths of all trial lawyer PAC money, which overwhelmingly benefited the Texas Democratic Party. Many plaintiff lawyers contributed to Texas 2000, with the Big Five tobacco lawyers supplying one-fourth of these funds.⁴ The Big Five exclusively underwrote the \$383,748 Constitutional Defense Fund. Finally, the Texas Trial Lawyers Association PAC spent another \$788,596.

Top Lawyers & Lobbyists PACs

PAC	2000 Spending	1998 Spending	% Change '98-'00
Texas 2000	\$2,022,735	NA	NA
Vinson & Elkins	\$910,398	\$1,237,225	-26%
Texas Trial Lawyers Assn.	\$788,596	\$957,485	-18%
Fulbright & Jaworski	\$581,986	\$773,446	-25%
Constitutional Defense Fund	\$383,748	\$141,250	172%
Akin Gump Strauss Hauer & Feld	\$350,270	\$243,780	44%
Bracewell & Patterson	\$335,848	\$339,185	-1%
Mayor Day Caldwell & Keeton	\$291,219	\$273,062	7%
Jenkins & Gilchrist	\$254,092	\$305,865	-17%
Hughes & Luce	\$234,591	\$275,630	-15%

As plaintiff PAC spending skyrocketed, spending by defense attorney PACs dropped 15 percent, from \$5.2 million in 1998 to \$4.4 million in 2000. Nonetheless, defense attorney PAC spending still exceeded trial lawyer PAC expenditures by more than \$1 million. Vinson & Elkins led defense PACs, followed by Fulbright & Jaworski.

STEALTH PAC

Aggregate Texas Ethics Commission PAC data indicate that Government Interests, Inc. had no activity in the 2000 election cycle. In fact, this lobbyist PAC disclosed that it raised \$7,500 in October 2000—although it illegally failed to disclose the source of these funds. The PAC also failed to disclose any 2000-cycle expenditures. Yet, in separate filings, candidates have disclosed receiving at least \$7,000 from this PAC.⁵ Violating state law, this PAC never disclosed the source of these funds.

Operating as Emil Pena Interests, Inc. in 1998, this PAC functioned as an adjunct of TransTexas Gas Corp CEO Jack Stanley. Stanley provided most of the PAC's money, which chiefly benefited Comptroller Carole Keeton Rylander and Attorney General John Cornyn. PAC namesake Emil Pena was an energy lobbyist who reported an income of up to \$300,000 in 1999 from six clients led by Enron. The Clinton administration appointed Pena as a Deputy Energy Assistant in March 2000. Later that year, Pena changed the PAC's name. Its new treasurer is lawyer Richard Bianchi, who has served as general counsel of TransTexas.

⁴ Other big Texas 2000 donors include lobbyist and ex-Lieutenant Governor Ben Barnes, insurance executive Bernard Rapaport and the Democratic National Committee.

⁵ The top recipients were Judge Eric Andell, Rep. Craig Eiland and Senators Buster Brown and David Cain.

ENERGY & NATURAL RESOURCES: \$5,580,699

Seventy Energy & Natural Resources PACs spent \$5.6 million, up 7 percent from what this sector spent in 1998. Leading this sector are several companies that have been accused of improper profiteering in deregulated electricity markets. California officials have accused Enron, Reliant and Duke of gouging consumers by manipulating that state's deregulated electricity market.

Top Energy & Natural Resources PACs

PAC	2000 Spending	1998 Spending	% Change '98-'00
Reliant Energy (2 PACs)	\$624,904	\$582,450	7%
Enron Corp.	\$613,618	\$466,234	32%
Bass Family (3 PACs)	\$531,350	\$838,050	-37%
TX Utilities (3 PACs)	\$520,375	\$269,695	93%
Duke Energy Corp	\$389,177	\$10,400	3,642%
TX Oil & Gas PAC	\$303,000	\$335,500	-10%
Valero Refining & Marketing	\$246,361	\$120,458	105%
Coastal Corp.	\$182,050	\$191,756	-5%
Central Power & Light Co.	\$175,750	\$106,000	66%
TX Petro. Marketers & Convenience Store Assn.	\$158,064	\$87,100	81%

Back in Texas, nuclear power utilities (Reliant and Texas Utilities) used their clout in the legislature to stop a 2001 bill that would have forced them to refund \$5 billion to Texas' ratepayers. Under Texas' 1999 electric deregulation law, nuclear utilities were allowed to tap consumers for the so-called "stranded costs" of their nuclear reactors, which were not expected to be competitive in a free market. As it turns out, the spiraling costs of oil and gas have made these reactors competitive after all—eliminating the industry's stranded costs.⁶

⁶ Except for Duke Energy, the energy companies mentioned above are Texas-based. Nonetheless, all of those PACs have a national agenda and spend just a fraction of their PAC money on Texas candidates.

HEALTH: \$3,479,717

The \$3.5 million spent by 63 Health PACs in 2000 marked a 5 percent increase over 1998 spending. Health professional PACs accounted for \$2.5 million of the total, with non-doctor PACs (\$1.3 million) nosing out physician PACs (\$1.2 million). The top non-doctor PACs were the Texas Dental Association—which wants to expand dental health insurance coverage—and the Texas Optometric PAC. Optometrists won the latest round of their battle to discourage competition from mail-order vendors of contact lenses. Senator Mike Moncrief pulled his bill to make this market more competitive in April 2001, after the near-sighted mail-order company “1-800-Contacts” tried to pack a committee hearing by offering people free limo service and plane tickets to attend.⁷

Top Health PACs

PAC	2000 Spending	1998 Spending	% Change '98-'00
TX Medical Assn.	\$836,776	\$661,652	26%
TX Dental Assn.	\$587,072	\$494,287	19%
TX Optometric PAC	\$336,500	\$280,970	20%
TX Hospital Assn.	\$194,471	\$111,098	75%
TX Ophthalmological Assn.	\$116,131	\$180,745	-36%
TX Society Of Anesthesiologists	\$111,100	\$109,851	1%
Friends Of Baylor Med	\$106,934	\$113,100	-5%
HCA (formerly Columbia HCA)	\$98,372	\$115,900	-15%
TX Pharmaceutical Assn.	\$97,296	\$51,087	90%
TX Health Care Assn.	\$96,890	\$138,854	-30%

Physician PACs spent \$1.2 million, led by the Texas Medical Association, ophthalmologists and anesthesiologists. Doctor and hospital PACs (the latter spent \$337,149) passed a 2001 bill to make health insurers pay medical bills promptly. Insurers outgunned these medical interests by getting Governor Rick Perry to veto the bill.

⁷ “Eyebrows Are Raised Over Lobbying Tactics,” Houston Chronicle, April 7, 2001.

CONSTRUCTION: \$2,993,966

Seventy Construction PACs spent almost \$3 million in 2000, up 4 percent from 1998. Homebuilders accounted for 27 percent of this spending (\$803,429), led by the Texas Homebuilders Association and the Texas Manufactured Housing Association. This spending helped homebuilders defeat a 2001 “lemon home law” that would have forced builders to buy back new homes if they fail to fix serious structural defects.⁸

Top Construction PACs

PAC	2000 Spending	1998 Spending	% Change '98-'00
TX Homebuilders Assn. (12 PACs)	\$424,482	\$295,964	43%
Assoc. General Contractors (10 PACs)	\$388,379	\$412,283	-6%
TX Manufactured Housing Assn.	\$346,425	\$456,800	-24%
Trinity Industries (2 PACs)	\$296,300	\$110,500	168%
TX Aggregates & Concrete Assn.	\$171,500	\$264,988	-35%
Assoc. Builders & Contractors (5 PACs)	\$142,457	\$90,754	57%
Turner Collie & Braden	\$139,100	\$142,100	-2%
Houston Contractors Assn.	\$100,829	\$83,580	21%
Texas Industries	\$89,250	\$19,500	358%
Lockwood Andrews & Newnam	\$68,994	\$31,650	118%
Hermes Reed Architects	\$67,320	NA	NA

The prefab “manufactured” home industry unsuccessfully fought a 2001 bill by Rep. Arlene Wohlgemuth (H.B.1869) that forces the industry to disclose full development costs. Prefab companies have repossessed many homes from buyers who defaulted after being hit with such associated costs as roads, utility hook-ups and septic tanks. The industry failed to add provisions to this bill that would prohibit zoning restrictions that exclude prefab dwellings from neighborhoods.

Contractor PACs spent \$675,309, led by Associated General Contractors and Associated Builders and Contractors PACs. Construction Materials PACs spent \$596,600, led by Trinity Industries and the Texas Aggregates and Concrete Association. Construction Service PACs spent \$519,560, led by the Houston engineering firm of Turner Collie & Braden. Finally, Heavy Construction PACs spent \$396,668, led by Lockwood Andrews & Newnam, which oversaw construction of Houston’s Reliant Stadium with Hermes Reed Architects.

⁸ “When Is A House Also A Lemon,” Austin American-Statesman, March 24, 2001.

FINANCE: \$2,439,442

Forty Finance PACs spent almost \$2.4 million, down 24 percent from what this sector spent in 1998. PAC spending by all four Finance PAC subcategories (Banks, Non-Bank Lenders, Securities and Accountants) declined during this period.

The largest category—Banking PACs—spent \$1.6 million in 2000, down 14 percent from the previous cycle. The biggest Bank PACs were Compass Bancshares, Bank of America and Bank One. Bank of America's apparent huge increase in spending is misleading due to this bank's merger with NationsBank. Bank of America's 2000 PAC spending actually falls short of the \$223,355 that the NationsBank's PAC spent in 1998.

Top Finance PACs

PAC	2000 Spending	1998 Spending	% Change '98-'00
Compass Bancshares	\$618,100	\$821,750	-25%
TX Society of CPAs (4 PACs)	\$348,516	\$643,701	-85%
Bank of America TX	\$199,263	\$2,750	7,146%
Bank One, TX	\$180,200	\$227,000	-21%
Independent Bankers Assn. of TX	\$167,002	\$165,743	1%
TX Credit Union League	\$142,700	\$90,550	58%
Chase Bank of TX	\$135,612	\$157,870	-14%
TX Mortgage Bankers	\$85,250	\$32,950	159%
TX Assn. of Mortgage Brokers	\$72,475	\$45,800	58%
TX Bankers Assn.	\$68,919	\$75,256	-8%

Non-Bank Lenders spent \$386,940, down 14 percent from 1998. This decrease was due to the Associates First Capital Corp., a notorious home-equity lender that slashed its PAC spending after Citigroup bought the company and pledged to stop its worst lending practices.⁹ Other predatory lenders, however, accelerated PAC spending. These lenders became alarmed early in 2001, when Senator Royce West introduced a tough bill to rein in industry abuses.¹⁰ While the resulting law contained useful provisions, industry lobbyists had knocked out most of its teeth. At the same time, Senator John Carona introduced seven bills to aid predatory lenders. Governor Perry signed four of these bills, which will cost Texans up to \$703 million a year.¹¹ Large PACs with an interest in predatory lending include: the Texas Mortgage Bankers, the Texas Consumer Finance Association (representing "signature-lenders"), Cash America (a pay-day and pawn lender), and the Texas Financial Services Association, which is funded by Associates First Capital and Household International.


The final Finance subcategories were Accounting (\$382,958), dominated by the Texas Society of CPAs, and Securities (\$46,750), led by AIM Management mutual funds (\$26,000).

⁹ For more on these abuses, see the 1998 edition of this report. This PAC spent \$255,080 in 1998.

¹⁰ As introduced, SB 1581 would have barred: loans to people who had no hope of repayment; "credit life insurance" (to repay mortgages in the event of injury); and binding arbitration on mortgage disputes.

¹¹ See "Sale Leaseback Lenders Defy Regulation," Consumers Union, February 2001; "Unlucky 7: Bills Increase Cost of Borrowing by Hundreds of Millions," Consumers Union, March 2001.

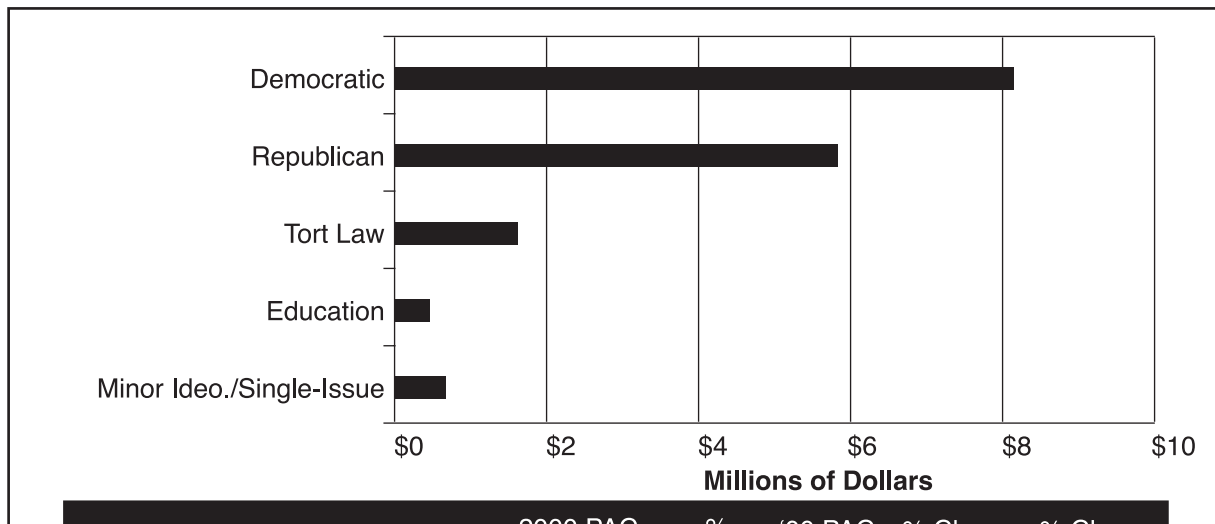
B. IDEOLOGICAL & SINGLE-ISSUE PACS



The \$16.8 million spent by 270 Ideological & Single-Issue PACs accounted for almost one-third of all Texas PAC spending in the 2000 election cycle. This report breaks Ideological and Single-Issue PACs into five categories: Democratic, Republican, Tort Law, Education and Minor Ideological & Single Issue PACs.

All but two of these Ideological and Single-Issue PAC categories spent less in the 2000 election cycle than they did in the previous cycle. Democratic PACs spent \$8.2 million in 2000, up 6 percent from 1998. This Democratic PAC spending accounted for half of the entire Ideological & Single-Issue sector. As noted in the Lawyers & Lobbyists section, the Texas Democratic Party benefited from a sharp increase in trial lawyer PAC spending. The 66 PACs in the Minor Ideological & Single-Issue PACs category also increased their aggregate spending 22 percent over 1998 levels.

Ideological & Single-Issue PAC Spending



Interest Category	2000 PAC Spending	% of total	'00 PAC Count	% Change '98-'00	% Change '96-'00
Democratic	\$8,191,688	49%	67	6%	45%
Republican	\$5,921,437	35%	115	-18%	7%
Tort Law	\$1,481,128	9%	2	-5%	0%
Education	\$542,389	3%	20	-13%	-14%
Minor Ideological & Single Issue	\$708,542	4%	66	22%	67%
Total	\$16,845,183	100%	270	-5%	23%

DEMOCRATIC: \$8,191,688

Five Democratic PACs spent more than \$100,000 apiece, led by the almost \$6 million spent by the Texas Democratic Party. The Texas Democratic Partnership PAC spent the next-largest pot of Democratic money to defend the party's narrow House majority. Bill Hobby—the wealthy candidate who lost a 1998 Comptroller race—controls the Hobby Texas Fund. The D.C.-based Democratic Legislative Campaign Committee funneled union money¹² into Texas' two costliest legislative races (incumbent Senator David Cain and failed Senate candidate David Fisher). Finally, Congressman Martin Frost's 24th District Fund bankrolled the Tarrant County Democratic PAC. The Tarrant County Democratic PAC transferred this money to the federal 21st Century PAC, which pays the Tarrant County Democrats' payroll and office expenses.

Top Democratic PACs

PAC	2000 Spending	1998 Spending	% Change '98-'00
Texas Democratic Party	\$5,989,561	\$6,061,414	-1%
Texas Partnership PAC	\$718,561	\$568,295	26%
Hobby Texas Fund	\$490,178	\$78,400	525%
Dem. Legislative Campaign Com.	\$197,500	\$50,000	295%
Tarrant County Democratic Party	\$132,623	\$187,298	-29%

¹² The DLCC also received large contributions from the PACs of General Electric and credit card giant MBNA.

REPUBLICAN: \$5,921,437

The \$5.9 million spent by 115 Republican PACs in the 2000 cycle was down more than \$1 million from what these PACs spent in 1998. The Republican Party of Texas put out less than half of what the Texas Democratic Party spent. The Republican Party, however, relies on a much greater base of secondary PACs. Even when these PACs are at odds, they all support GOP candidates.

Top Republican PACs

PAC	2000 Spending	1998 Spending	% Change '98-'00
Republican Party of Texas	\$2,743,376	\$3,346,263	-18%
Associated Republicans of Texas	\$1,255,423	\$1,432,945	-12%
Free Enterprise PAC	\$550,593	\$316,920	74%
6th District Republican Association	\$276,112	\$68,706	302%
Conservative Republicans of Harris Co.	\$245,196	\$302,538	-19%

The Associated Republicans of Texas, for example, was established to counteract the influence of right-wing extremists on the Texas GOP. Representing such hard-core conservatives, the Free Enterprise PAC raised its money from such ultraconservatives as James Leininger, ex-ElectroSpace Systems executives James Lightner and Bob Carrel and Interstate Batteries chair Norm Miller. This PAC's efforts to steer state government to the far right during 2000 often misfired. Free Enterprise made independent expenditures of \$25,000 or more on behalf of the GOP challengers to six incumbent Democratic legislators.¹³ All of these challenges failed except that of new Rep. Sid Miller—who knocked out incumbent David Lengefeld. The PAC's sponsorship of failed primary challengers to GOP incumbents (whom it deemed to be too moderate)¹⁴ triggered a backlash from other Republicans.

The 6th District Republican Association takes its name from Rep. Joe Barton's Fort Worth-area congressional district. Rep. Barton's campaign fund was this PAC's biggest donor (\$55,000), followed by Andarko Petroleum Chair Robert Allison, Jr. (\$25,000). The PAC spent its funds on conservative Texas GOP candidates, including many supported by the Free Enterprise PAC. Finally, Conservative Republicans of Harris County is linked to Dr. Steven Hotze, a religious-right activist in Houston.¹⁵

JUSTICE EUGENE "GIGABYTE" COOK

A small Republican PAC commanded an extraordinary ratio of computing power to political activity. Ex-Texas Supreme Court Justice Eugene Cook used \$70,442 left over in his Supreme Court coffers to create Alamo One PAC. Alamo One spent \$11,703 in 2000, most of which went to GOP committees and candidates. But Cook also spent \$4,420 on a powerful new computer that is ostensibly for his sleepy little PAC.

¹³ Sen. David Cain and Reps. Bob Turner, Allan Ritter, Bob Glaze, Dan Ellis and David Lengefeld.

¹⁴ These include Reps. Kim Brimer, Dennis Bonnen and Brian McCall. See "Right Wing Challenges GOP Incumbents," Austin American-Statesman, March 3, 2000.

¹⁵ Hotze devised Houston's "Straight Slate" in the 1980s to oppose gay-rights city council candidates.

TORT LAW: \$1,481,128

Two tort PACs spent \$1.5 million to elect and retain lawmakers and judges who will help lower the legal costs that businesses incur when they harm consumers, workers or communities. While the total spending of these two PACs declined from \$1.6 million in 1998, Texans for Lawsuit Reform (TLR) increased its PAC spending from \$1.2 million to \$1.4 million. TLR raised half of its money from the families of just five tycoons who made fortunes in litigious industries: Sterling Group's Gordon Cain (\$200,000); real estate mogul Harlan Crow (\$150,000); Cogen Technologies' Robert McNair (\$125,000); and the owners of David Weekley Homes (\$126,000) and Bob Perry Homes (\$90,000).

Top Tort PACs

PAC	2000 Spending	1998 Spending	% Change '98-'00
Texans For Lawsuit Reform	\$1,420,738	\$1,207,262	18%
Texas Civil Justice League	\$60,391	\$356,331	-83%

TLR spent 73 percent of its PAC money—more than \$1 million—on just two GOP Senate candidates. It spent \$535,082 on Todd Staples' successful effort to beat trial lawyer David Fisher in the race for the seat vacated by vice-squad-stung Sen. Drew Nixon. It spent another \$490,434 on Bob Deuell's failed attempt to unseat Democratic incumbent Sen. David Cain. Republicans got 92 percent of all TLR PAC money.

Although TLR's financial muscle helped push through a raft of pro-business tort laws in 1997 and 1999, the Texas Legislature had other priorities in its two subsequent sessions. In 2001, TLR even found itself on the defensive, having to expend its political capital to kill the so-called "Ford-Firestone bill" (H.B. 3125), which would have increased the penalties faced by companies that knowingly sell dangerous products.¹⁶ After the close of the 2001 session, TLR got Governor Rick Perry—who collected \$3.2 million from TLR members—to veto four bills, including one that would have forced insurers to pay medical bills promptly.¹⁷

Unlike TLR, PAC spending by the Texas Civil Justice League PAC plummeted 83 percent from \$356,331 in 1998 to just \$60,391 in 2000. While the reasons for this drop are not entirely clear, the PAC devoted much of its 1998 spending to statewide races, most notably spending heavily to help Republican John Cornyn defeat Democrat Jim Mattox in the attorney general race. There were no such big-ticket statewide races in 2000.

¹⁶ "Bill Targets Hidden Safety Defects, Awards," Austin American-Statesman, March 22, 2001.

¹⁷ "Suit Limits Group is Top Perry Donor," Dallas Morning News, August 19, 2001.

EDUCATION: \$542,389

From 1998 to 2000, spending by Education PACs dropped 13 percent. This drop occurred despite the fact that wealthy supporters of the University of Texas at Austin and Texas A&M established two new PACs that spent a total of \$302,742 to pass a constitutional amendment that lets state universities spend the capital gains of their endowment funds. These PACs were UT's Texans for Proposition 17 and A&M's Proposition 17 for a Better Texas. Perhaps because top UT supporters diverted their money to pass Proposition 17, spending by UT's Friends of the University PAC dropped 46 percent in 2000. The biggest change among Education PACs in 2000 was the virtual disappearance of school voucher PACs. For more on this trend see the "Vanishing PACs" section.

Top Education PACs

PAC	2000 Spending	1998 Spending	% Change '98-'00
Texans For Proposition 17	\$259,669	NA	NA
Friends of the University	\$74,500	\$136,855	-46%
Friends of the University of Houston	\$55,100	\$32,000	72%
Proposition 17 For A Better Texas	\$43,073	NA	NA
Career Colleges & Schools of Texas	\$21,050	\$17,300	22%

MINOR IDEOLOGICAL & SINGLE-ISSUE PACs: \$708,542

Sixty-six Minor Ideological and Single-Issue PACs spent \$708,542 in 2000, up 22 percent from 1998. Although this sector covers such emotional, hot-button issues as guns, homosexuality and abortion, these PACs do not pack much financial wallop. Just two Minor subcategories spent more than \$100,000 (Minorities and Environment).

Minor Ideological & Single Issue Spending by Category

Interest Category	2000 PAC Spending	% of total	'00 PAC Count	% Change '98-'00	% Change '96-'00
Minorities & Women	\$185,896	26%	20	56%	297%
Environment	\$169,021	24%	10	-42%	64%
Local Government	\$89,916	13%	18	181%	179%
Miscellaneous	\$84,330	12%	5	261%	126%
Minor Political Parties	\$75,339	11%	2	NA	NA
Guns	\$50,740	7%	4	-32%	-43%
Tax Revolt	\$31,688	4%	4	326%	-64%
Abortion	\$21,612	3%	3	-31%	-21%
Total	\$708,542	100%	66	15%	46%

Twenty Minorities & Women PACs spent \$185,896, led by the Baptist Ministers Association of Houston, an affiliate of the historically black National Baptist Convention. Next came two gay-rights PACs: Progressive Voters in Action and the Stonewall Gay & Lesbian Democratic Club.¹⁸ The 10 Environment PACs spent \$169,021, led by the Texas Sport PAC,¹⁹ which promotes sport fish supplies in the Gulf of Mexico, and the Texas League of Conservation Voters.

Eighteen Local Government PACs spent \$89,916. For Our Children's Future aggregated small contributions for Corpus school board candidates. Local residents and boating interests gave to the Highland Lakes PAC to protect local water resources. Voters United to Preserve Flower Mound supported city council incumbents who are trying to constrain break-neck development in this affluent Dallas suburb.²⁰

Five Miscellaneous PACs spent \$84,330. Dominating this category were two PACs opposing a November 2000 initiative to spend public funds on a \$175 million stadium for privately owned Houston sports teams. Campaign for Houston transferred all of its money to The Final Answer is "No."²³ This PAC, which did not register, spawned yet another successor called the Metropolitan Coalition of Organizations (\$3,442).²⁴

FISTS FULL OF DOLLARS

Two small PACs gave almost exclusively to local politicians who have fought their opponents with their fists. Liberty Hill PAC (\$7,645) was the legal defense fund of developer and Liberty Hill councilman Gary Spivey. In July 2000, Spivey assaulted a citizen who advocated curbs on local development.²¹ The Committee for Safe Streets (\$6,415) backed Grayson County Attorney Joe Brown, who was elected in November 2000—the day after he brawled with his opponent's brother on the streets of Sherman.²²

¹⁸ The gay Republican Liberty PAC, formerly known as the Log Cabin PAC, spent \$1,050.

¹⁹ Formerly called the Coastal Conservation Association PAC.

²⁰ "Good Fences," Dallas Observer, June 15, 2000.

²¹ "Liberty Hill official fined \$500 for assault," Austin American-Statesman, June 28, 2001.

²² "Texas Candidate in Election Brawl," Associated Press, November 8, 2000.

²³ See www.noarena.org. Campaign for Houston Treasurer Bart Standley also is treasurer of the Conservative Republicans of Harris County.

²⁴ "Yes" was the final answer that Houston voters ultimately gave on stadium funding.

Two Green Party PACs made the only expenditures by minor political parties in 2000. The Green Party of Texas accounted for almost all of this money, which it spent on a petition drive to get its candidates on the Texas ballot.²⁵

Top Minor Ideological & Single-Issue PACs

PAC	2000 Spending	1998 Spending	% Change '98-'00
Baptist Ministers Assn. of Houston	\$76,700	\$24,200	217%
Campaign For Houston	\$75,188	\$0	NA
Green Party of TX	\$74,179	\$0	NA
TX Sport PAC	\$56,650	\$137,089	-59%
TX League of Conservation Voters	\$38,883	\$134,651	-71%
S. Brazos Co. Citizens For Intel't Develop.	\$34,920	NA	NA
Progressive Voters In Action	\$34,568	NA	NA
TX Wildlife Assn.	\$25,050	\$15,000	67%
TX State Rifle Assn.	\$21,781	\$26,284	-17%
Homeowner-Taxpayer Assn. of Bexar Co.	\$19,894	\$0	NA
National Rifle Assn.	\$17,258	\$33,926	-49%
Planned Parenthood of Houston & SE TX	\$16,257	\$23,712	-31%
Stonewall Gay & Lesbian Democratic Club	\$14,650	\$5,093	188%
For Our Children's Future	\$14,066	NA	NA
Austin Women's Political Caucus	\$11,417	\$2,228	413%
Highland Lakes PAC	\$10,475	\$4,000	162%
Voters United To Preserve Flower Mound	\$10,347	\$5,034	106%
Citizens For Fiscal Responsibility	\$10,052	\$2,618	284%
Texans Against Gun Violence	\$8,950	NA	NA
TX Vote Environment Clean Water Action	\$8,854	\$2,629	237%


Four Gun PACs spent \$50,740. Pro-gun PACs accounted for most of this money: the Texas State Rifle Association, the National Rifle Association and the Texas Gun Dealers Association (\$2,750). Texans Against Gun Violence was the sole gun-control PAC.

Four Tax Revolt PACs spent \$31,688. The Homeowner-Taxpayer Association of Bexar County opposed San Antonio's May 2000 light-rail initiative. Its top donors were highway construction interests, including asphalt contractor Tim Word and Bennett Feinsilber, the retired president of a highway construction firm. Midlands' Citizens for Fiscal Responsibility fights local tax proposals.

Three Abortion PACs spent \$21,612, led by Planned Parenthood of Houston & Southeast Texas and the Texas Abortion Rights and Reproductive Action League (\$5,111). The embryonic Richard H. Carr Pro-Life, Pro-Family PAC of Watauga, Texas spent \$243.

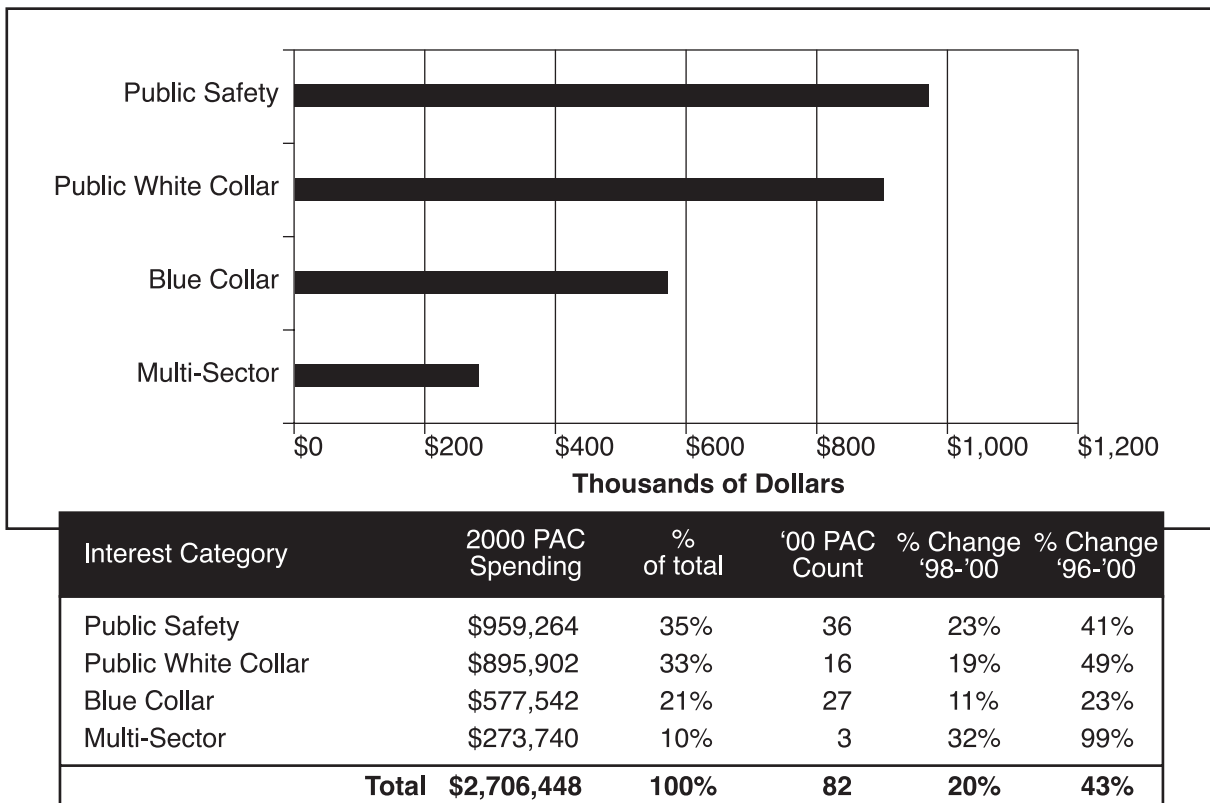
²⁵ The smaller Harris County Green Party Organizing Committee spent just \$1,160.

C. LABOR PACS



Some 82 Labor PACs spent \$2.7 million, up 20 percent from 1998. Public Safety PACs led this sector, with 36 of them spending a total of \$959,264. Twenty-seven police PACs accounted for 65 percent of this spending; nine firefighter PACs spent the rest.

Labor PAC Spending



Public White-Collar PACs were the next largest Labor sector, with 16 of these PACs spending \$895,902. Teacher PACs dominated this sector, accounting for 91 percent of this spending. As discussed in the Major Ideological section, teachers have so far won their battle against vouchers, which would allow public funds to be spent on private schools.²⁶

²⁶ The only non-teacher PACs were the Texas Court Reporters Association Reporters PAC (\$52,250) and the Texas Public Employees Association (\$27,550).

Top Public Sector PACs

PAC	2000 Spending	1998 Spending	% Change '96-'00
Texas State Teachers Assn.	\$401,308	\$432,005	-7%
Houston Police Officers Union	\$211,010	\$77,667	172%
San Antonio Police Officers Assn.	\$152,753	\$188,835	-19%
ACT For Texas Classroom Teachers Assn.	\$133,500	\$119,534	12%
Houston Professional Fire Fighters Assn.	\$100,680	\$72,607	39%

Twenty-seven Blue Collar PACs spent \$577,542. Ten transportation union PACs dominated this sector by spending \$396,210. Dallas Teamsters Local No. 745 accounted for more than half of all transportation PAC spending, followed by the United Transportation Union and the Houston Dock & Marine Council. Seventeen industrial unions spent \$181,332, led by Houston Plumbers Local No. 68.

Top Blue-Collar PACs

PAC	2000 Spending	1998 Spending	% Change '96-'00
Teamsters Local #745 Drive	\$212,957	\$143,720	48%
United Transportation Union	\$62,150	\$91,150	-32%
Plumbers Local #68	\$57,546	\$83,496	-31%
Houston Dock & Marine Council	\$52,154	\$44,302	18%

Finally, three Multi-Sector Labor PACs spent \$273,740, dominated by the AFL-CIO State COPE Fund (\$187,424) and its Harris County affiliate (\$85,066). The State Cope Fund received large checks from state and federal union PACs, including at least \$60,000 from the national AFL-CIO's PAC. The top recipients of this money were David Cain and David Fisher, the Democratic Senate candidates in the state's two most expensive legislative races. This PAC also spent heavily on get-out-the-vote efforts in East Texas.

IV. PAC TRENDS

A. NEW PACS

The 2000 election cycle spawned 111 active new PACs that did not file reports with the Texas Ethics Commission in 1998. These new PACs spent \$3,971,213.

A huge new trial lawyer PAC, Texas 2000, spent more than \$2 million, which accounted for more than half of all new PAC expenditures. Two other large new PACs discussed in the Education section helped pass an initiative that lets the University of Texas System tap the capital gains of its endowments.²⁷

Top New PACs

New PAC	2000 Cycle Spending	Interest Category
Texas 2000	\$2,022,735	Lawyers/Lobbyists
Texans For Proposition 17	\$259,669	Ideological/Single Issue
Haynes & Boone PAC	\$185,350	Lawyers/Lobbyists
Texans For Affordable Vehicle Leasing	\$132,000	Transportation
Union Pacific Corp. Fund for Effective Gov't	\$102,150	Transportation
HillCo PAC	\$100,550	Lawyers/Lobbyists
Citizens For Responsible Spending	\$75,395	Miscellaneous Business
Texas Assn. Of Mortgage Attorneys PAC	\$73,500	Lawyers/Lobbyists
Hermes Reed Architects PAC	\$67,320	Construction
Northwest Democrats Of Bexar County PAC	\$50,394	Ideological/Single Issue

Businesses sponsored several large new PACs, led by the corporate law firm Haynes & Boone. Texans for Affordable Vehicle Leasing is an auto leasing industry vehicle that tried to lower its taxes through a constitutional amendment. Union Pacific's PAC spent little of its money in Texas. The HillCo lobby PAC is led by ex-legislator Neal "Buddy" Jones, whose top 2001 lobby clients were oil refiner Holly Corp., Alcoa, AT&T and General Motors.

²⁷ Texans for Proposition 17 and Proposition 17 For A Better Texas.

B. VANISHING PACS

Some 210 PACs that spent \$2.4 million in 1998 either did not register with the Texas Ethics Commission in 2000 or reported no spending in that election cycle.

After spending \$824,434 in 1998, the Eight in Ninety Eight Committee was the largest vanishing PAC. This successor to the “76 in ‘96” PAC took its name from the net number of new House seats that the GOP needed to gain to win a majority in that chamber in 1998. This PAC is close to Republican Rep. Tom Craddick, who has long coveted Democratic House Speaker Pete Laney’s job.

Top Vanishing PACs

Vanishing PAC	1998 Cycle Spending	Interest Category
Eight in Ninety Eight Committee [§]	\$824,434	Ideological & Single-Issue
Locke Purnell Rain & Harrell*	\$139,150	Lawyers & Lobbyists
BetzDearborn, Inc.*	\$106,272	Energy & Natural Resources
Putting Children First [§]	\$86,499	Ideological & Single-Issue
A+ PAC for Parental School Choice*	\$79,588	Ideological & Single-Issue
Cortez-PAC [§]	\$74,000	Miscellaneous Business
Government Interests, Inc. [§]	\$60,344	Lawyers & Lobbyists
Texas Amoco PAC*	\$55,002	Energy & Natural Resources
Edwards Perry & Haas*	\$52,100	Lawyers/Lobbyists
Democratic Party of Bexar County [§]	\$48,265	Ideological/Single Issue

*PAC did not register in 2000

[§]PAC reported no 2000 expenditures.

Four large vanishing PACs were merger casualties. The Locke Purnell Rain & Harrell PAC vanished after this defense firm merged into Locke Liddell & Sapp. BetzDearborn’s PAC dissolved after Hercules, Inc. bought out this chemical company. Texas Amoco PAC vanished with the formation of BP-Amoco. The Edwards Perry & Haas PAC folded when this plaintiff firm split in two.

Two school voucher PACs controlled by religious-right sugar daddy James Leininger also were put on ice in 2000 after spending a total of \$166,087 in 1998. The A+ PAC for Parental School Choice was folded into Putting Children First PAC, which reported no expenditures in 2000. The union-backed, anti-voucher ABC Group also spent just \$250 in 2000 after spending \$172,006 in 1998. This voucher cease-fire may reflect the conventional wisdom that vouchers will not fly in Texas while Democrat Pete Laney is House Speaker. The interests behind these PACs may have shifted their resources to this broader partisan battle.

Texas Ethics Commission records suggest that two other PACs that spent more than \$50,000 in 1998 reported no spending in 2000. These PACs were the Cortez PAC that is run by the San Antonio Mexican restaurateur family of that name and Government Interests, Inc. In fact, Government Interests, spent thousands of dollars in 2000—but failed to disclose this political activity, as required by law (see page 5).

C. GROWTH-SPURT PACS

Seventeen PACs increased their spending by more than 1,000 percent from 1998 to 2000. Most of these PACs spent negligible amounts in 1998 and continue to be small players. Nonetheless, six fast-growth PACs spent more than \$25,000 apiece in 2000.

Top Growth-Spurt PACs Spending More Than \$25,000

Growth PAC	% Change '98-'00	2000 PAC Spending	1998 PAC Spending	Interest Category
TX Assoc. of Dairymen PAC	22,129%	\$27,697	\$125	Agriculture
TX Capitol Area Builders Assoc.*	8,625%	\$34,987	\$401	Construction
Duke Energy Corp PAC	3,642%	\$389,177	\$10,400	Energy/Natural Resources
Austin Fire Fighters PAC	2,477%	\$31,434	\$1,220	Labor
Harris Co. AFL-CIO Political Action Fund	1,385%	\$85,066	\$5,727	Labor
Bexar Co. Federation of Teachers COPE	1,041%	\$52,477	\$4,600	Labor

* Combines this group's "corporate" and "personal" Home-PACs, each of which increased their expenditures by more than 7,000 percent.

Of these, the Texas Association of Dairymen PAC had the most explosive growth, with its spending jumping 22,129 percent. Funding for this PAC comes from 18 Dutch immigrant families whose dairies in the Bosque River watershed help produce 625,000 tons of manure a year. Some of this waste enters Lake Waco, which supplies drinking water to more than 100,000 people. Polluted Lake Waco water has become expensive to treat in recent years, pitting dairymen against city residents.²⁸ The Texas Legislature passed 2001 legislation that requires the region's dairies to devise manure clean-up plans if they expand their herds.

The fast-growing Texas Capitol Area Builders Association got its money from home-builders, lumber yards and mortgage bankers. While it spent much of its money on fundraising events, it also spent \$6,000 on the successful effort to derail a 2000 light-rail initiative in Austin. Although Duke Energy Corp had the largest growth-spurt PAC (\$389,177), this out-of-state PAC spent little of its money in Texas.

²⁸ See "Battle of the Bosque," Waco Tribune-Herald special report reprint, February 2001.

V. 100 BIGGEST PACS IN TEXAS

Rank 2000	'98	'96	PAC	2000 Spending	% Change '98-2000	Interest Category
1	1	1	TX Democratic Party	\$5,989,561	-1%	Ideological & Single-Issue
2	2	2	Republican Party of TX	\$2,743,376	-18%	Ideological & Single-Issue
3	*	*	TX 2000	\$2,022,735	NA	Lawyers & Lobbyists
4	6	4	TX Assn. of Realtors	\$1,529,044	41%	Real Estate
5	5	3	Texans For Lawsuit Reform	\$1,420,738	18%	Ideological & Single-Issue
6	3	6	Associated Republicans of TX	\$1,255,423	-12%	Ideological & Single-Issue
7	4	5	Vinson & Elkins	\$910,398	-26%	Lawyers & Lobbyists
8	12	14	TX Medical Assn.	\$836,776	26%	Health
9	7	7	TX Trial Lawyers Assn.	\$788,596	-18%	Lawyers & Lobbyists
10	48	36	Coca-Cola Enterprises	\$739,871	240%	Miscellaneous Business
11	14	45	TX Partnership PAC	\$718,561	26%	Ideological & Single-Issue
12	11	8	TX SBC Communications	\$717,866	-2%	Communications & Electronics
13	17	11	United Services Automobile Assn.	\$656,350	32%	Insurance
14	9	23	Compass Bancshares	\$618,100	-25%	Finance
15	19	18	Enron Corp.	\$613,618	32%	Energy & Natural Resources
16	13	10	TX Automobile Dealers Assn.	\$595,781	-7%	Transportation
17	15	13	Reliant Energy	\$590,830	5%	Energy & Natural Resources
18	18	17	TX Dental Assn.	\$587,072	19%	Health
19	10	15	Fulbright & Jaworski	\$581,986	-25%	Lawyers & Lobbyists
20	31	31	Free Enterprise PAC	\$550,593	74%	Ideological & Single-Issue
21	117	240	Hobby TX Fund	\$490,178	525%	Ideological & Single-Issue
22	64	53	American General Corp.	\$458,617	195%	Insurance
23	30	24	Burlington Northern Santa Fe	\$437,343	36%	Transportation
24	20	20	Good Government Fund	\$404,200	-13%	Energy & Natural Resources
25	22	25	TX State Teachers Assn.	\$401,308	-7%	Labor
26	408	231	Duke Energy Corp	\$389,177	3,642%	Energy & Natural Resources
27	71	741	Constitutional Defense Fund	\$383,748	172%	Lawyers & Lobbyists
28	24	27	Farmers Employee & Agent PAC	\$352,971	-13%	Insurance
29	25	16	American Airlines	\$350,394	-12%	Transportation
30	42	37	Akin Gump Strauss Hauer & Feld	\$350,270	44%	Lawyers & Lobbyists
31	21	66	TX Manufactured Housing Assn.	\$346,425	-24%	Construction
32	67	83	GTE	\$340,416	132%	Communications & Electronics
33	35	12	TX Optometric PAC	\$336,500	20%	Health
34	28	42	Bracewell & Patterson	\$335,848	-1%	Lawyers & Lobbyists
35	29	740	TX Oil & Gas PAC	\$303,000	-10%	Energy & Natural Resources
36	37	41	Mayor Day Caldwell & Keeton	\$291,219	7%	Lawyers & Lobbyists
37	133	249	6th District Republican Assn.	\$276,112	302%	Ideological & Single-Issue
38	16	22	TX Society of CPAs	\$269,442	-49%	Finance
39	*	*	Texans For Proposition 17	\$259,669	NA	Ideological & Single-Issue
40	33	67	Jenkins & Gilchrist	\$254,092	-17%	Lawyers & Lobbyists
41	78	43	Valero Refining & Marketing	\$246,361	105%	Energy & Natural Resources
42	32	34	TX Farm Bureau	\$245,483	-22%	Agriculture
43	34	40	Conservative Republicans/Harris Co	\$245,196	-19%	Ideological & Single-Issue
44	61	51	Verizon Communications	\$236,225	42%	Communications & Electronics
45	36	46	Hughes & Luce	\$234,591	-15%	Lawyers & Lobbyists
46	109	129	Jackson Walker	\$217,548	149%	Lawyers & Lobbyists
47	56	65	Beef PAC	\$215,916	23%	Agriculture
48	68	104	Teamsters Local #745	\$212,957	48%	Labor
49	120	672	Houston Police Officers Union	\$211,010	172%	Labor
50	143	90	Trinity Industries Employee PAC	\$207,050	247%	Construction

* PAC was not registered during corresponding election cycle.

Rank 2000	'98	'96	PAC	2000 Spending	% Change '98-2000	Interest Category
51	816	*	TX Employee PAC of TX Utilities	\$203,950	NA	Energy & Natural Resources
52	38	28	TX Assn. of Insur. & Fin'l Advisors	\$200,555	-25%	Insurance
53	97	111	TX Homebuilders HOME PAC	\$200,104	99%	Construction
54	47	52	Bank of America TX	\$199,263	-11%	Finance
55	160	*	Democratic Legislative Campaign Com.	\$197,500	295%	Ideological & Single-Issue
56	88	63	TX Hospital Assn.	\$194,471	75%	Health
57	51	74	State COPE Fund (AFL-CIO)	\$187,424	-6%	Labor
58	66	72	Brown Maroney & Oaks Hartline	\$185,500	23%	Lawyers & Lobbyists
59	*	*	Haynes & Boone	\$185,350	NA	Lawyers & Lobbyists
60	46	39	Wholesale Beer Distributors	\$184,860	-18%	Miscellaneous Business
61	39	60	AT&T PAC TX	\$183,200	-31%	Communications & Electronics
62	59	59	Customer Serv. PAC of TX Utilities	\$182,425	7%	Energy & Natural Resources
63	52	47	Coastal Employee Action Fund	\$182,050	-5%	Energy & Natural Resources
64	44	81	Bank One, TX	\$180,200	-21%	Finance
65	45	62	Winstead Sechrest & Minick	\$179,875	-20%	Lawyers & Lobbyists
66	43	32	Independent Insurance Agents	\$178,543	-23%	Insurance
67	58	69	TX Utilities Co. PAC	\$176,550	3%	Energy & Natural Resources
68	90	100	Central Power & Light Co.	\$175,750	66%	Energy & Natural Resources
69	40	58	TX Aggregates & Concrete Assn.	\$171,500	-35%	Construction
70	62	61	Independent Bankers Assn. of TX	\$167,002	1%	Finance
71	50	75	Assoc. General Contractors of TX	\$161,250	-20%	Construction
72	49	54	TX Apartment Assn.	\$160,360	-22%	Real Estate
73	23	26	Baker & Botts	\$158,416	-61%	Lawyers & Lobbyists
74	110	109	TX Petro Marketers/Conven. Store Assn	\$158,064	81%	Energy & Natural Resources
75	53	57	San Antonio Police Officers Assn.	\$152,753	-19%	Labor
76	60	38	TX Restaurant Assn.	\$147,278	-13%	Miscellaneous Business
77	105	78	TX Credit Union League	\$142,700	58%	Finance
78	69	85	Turner Collie & Braden	\$139,100	-2%	Construction
79	63	82	Chase Bank of TX	\$135,612	-14%	Finance
80	113	92	Power PAC of TX Utilities Co.	\$134,000	59%	Energy & Natural Resources
81	94	188	Texaco	\$133,900	31%	Energy & Natural Resources
82	80	116	ACT For TX Classroom Teachers	\$133,500	12%	Labor
83	54	55	Tarrant County Democratic Party	\$132,623	-29%	Ideological & Single-Issue
84	*	*	Texans for Affordable Vehicle Leasing	\$132,000	NA	Transportation
85	70	50	TX & SW Cattle Raisers Assn.	\$129,691	-8%	Agriculture
86	159	122	Trinity Industries	\$127,050	150%	Construction
87	118	105	TX Thoroughbred Breeders' Assn.	\$124,268	591%	Agriculture
88	193	145	North TX Assoc. Builders & Contractors	\$119,947	208%	Construction
89	100	112	Stratus Committee	\$118,900	23%	Real Estate
90	79	87	Houston Apartment Assn.	\$118,160	-2%	Real Estate
91	55	33	TX Ophthalmological Assn. EYE PAC	\$116,131	-36%	Health
92	81	163	TX Assoc. Gen'l Contractors-Bldg. Branch	\$113,500	-4%	Construction
93	89	331	TX Society of Anesthesiologists	\$111,100	1%	Health
94	27	56	PSEL (Bass Bros.)	\$110,200	-69%	Energy & Natural Resources
95	99	125	Entex (Noram Energy Corp.)	\$108,337	11%	Energy & Natural Resources
96	86	95	Friends of Baylor Med	\$106,934	-5%	Health
97	144	97	Temple-Inland Forest Products	\$102,454	72%	Agriculture
98	*	*	Union Pacific Corp.	\$102,150	NA	Transportation
99	163	126	Hollywood Marine	\$101,000	108%	Transportation
100	114	77	Houston Contractors Assn.	\$100,829	21%	Construction

* PAC was not registered during corresponding election cycle.