





GOVERNOR RICK PERRY

Total Raised: \$20,469,555

By Size

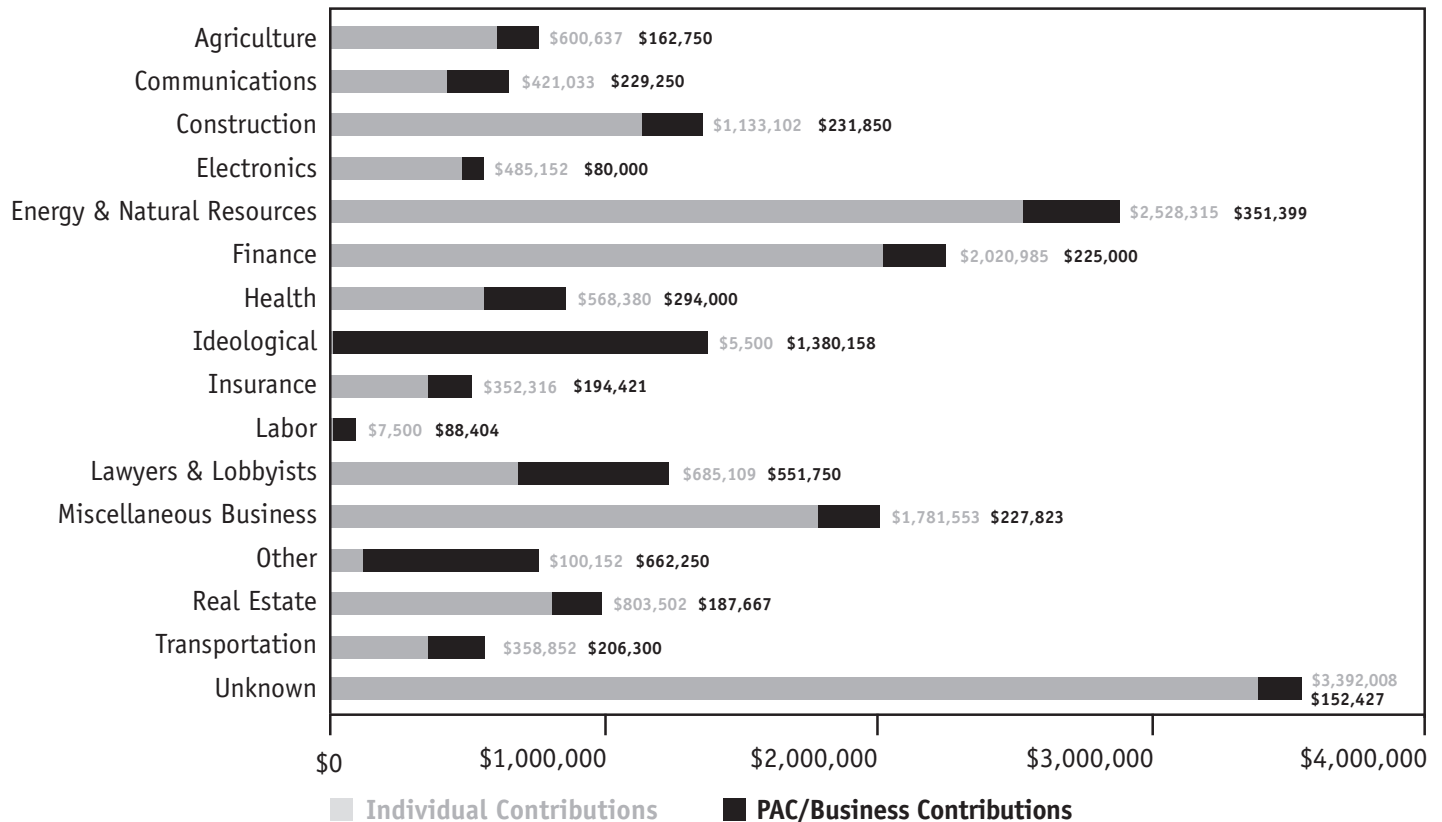
Size of Contribution	Total	Number
\$100,000 or more	\$4,000,639	22
\$50-100,000	\$5,357,690	87
\$25-50,000	\$2,164,800	72
\$10-25,000	\$2,237,282	166
\$5-10,000	\$1,735,715	303
\$1,000 - \$5,000	\$3,334,831	2,312
\$500 - \$1,000	\$762,600	1,423
\$100 - \$500	\$875,999	5,018

Average
of all
Contribs
\$2,177

Top 10 Zip Codes

Zip Code	City	Total
78701	Austin	\$1,478,171
75201	Dallas	\$863,100
20003	Washington, DC	\$751,000
77002	Houston	\$736,398
75360	Dallas	\$616,300
77019	Houston	\$567,621
75225	Dallas	\$431,674
78746	Austin	\$312,450
77024	Houston	\$269,289
20002	Washington, DC	\$250,000

Contributions By Industry Sector



RICK PERRY

Top Individual Donors

First Name	Last Name	City	Total
Lonnie 'Bo'	Pilgrim	Pittsburg	\$196,692
Sam	Wyly	Dallas	\$165,000
Kenny	Troutt	Dallas	\$150,000
William	Clements	Dallas	\$126,000
Bob	Perry	Houston	\$125,000
Albert	Huddleston	Dallas	\$125,000
Ray L.	Hunt	Dallas	\$125,000
S. Reed	Morian	Houston	\$120,000
Chaz	Glance	Round Rock	\$119,000
James	Pitcock	Houston	\$110,000
Bobby	Cox	Fort Worth	\$107,720
Robert	Rowling	Irving	\$105,000
Alice	Walton	Mineral Wells	\$101,000
Peter	Holt	Blanco	\$101,000
Larry	Anders	Dallas	\$100,000
Michael	Vollman	Austin	\$100,000
Donald	Carter	Addison	\$100,000
Harold	Simmons	Dallas	\$100,000
W. L.	Hunt	El Paso	\$98,038
James	Flores	Houston	\$95,000
John	Amend	Dallas	\$92,872
Charles	Lawrence	Houston	\$87,000
Nate	Crain	Dallas	\$85,953
Richard	Wallrath	Centerville	\$85,000
Robert	Waltrip	Houston	\$85,000
Charles	Tate	Dallas	\$85,000
Dian	Stai	Abilene	\$84,000
John	McStay	Dallas	\$82,666
Steve	Hicks	Austin	\$82,355
Lee	Mitchell	Plano	\$76,635
James A.	Elkins	Houston	\$76,000
Peter	O'Donnell	Dallas	\$75,000
Charles	Wyly	Dallas	\$75,000
Louis	Beecherl	Dallas	\$75,000
Randall	Goss	Garland	\$75,000
Charles	Miller	Houston	\$75,000
Robert C.	McNair	Houston	\$75,000
James	Dannenbaum	Houston	\$75,000
L. E.	Simmons	Houston	\$75,000
J. Ralph	Ellis	Irving	\$75,000
Ned	Holmes	Houston	\$74,250
George	Hixon	San Antonio	\$71,000
John	Nau	Houston	\$70,000
Moshe	Azoulay	El Paso	\$70,000
Bobby	Ray	Plano	\$68,115
James	Wilson	Sugar Land	\$67,000
James	Lee	Houston	\$66,830
J.	Miller	Irving	\$66,667
Gerald	Stool	Dallas	\$66,000
J.	Stewart	El Paso	\$61,000

Top PAC/Business Donors

Name	City	Total
Republican National State Elections Committee	Washington, DC	\$750,000
Friends of Phil Gramm PAC	Dallas	\$612,000
National Republican Senatorial Committee	Washington, DC	\$250,000
Republican Party of Texas Victory 2002	Austin	\$212,228
Texas Dental Association	Austin	\$85,000
Associated General Contractors Of Texas	Austin	\$76,800
AT&T	Austin	\$65,000
Texas Association Of Realtors (TREPAC)	Austin	\$60,000
SBC Communications	Austin	\$55,000
Linebarger Heard Goggan Blair	The Woodlands	\$52,500
Stratus Properties	Austin	\$50,000
Gallagher Lewis Downey & Kim	Houston	\$50,000
HillCo PAC	Austin	\$50,000
Texas Automobile Dealers Association	Austin	\$50,000
Vinson & Elkins	Houston	\$50,000
University of Houston Regency PAC	Montgomery	\$50,000
Homepac of Texas Inc	Houston	\$45,500
Texas Oil & Gas PAC	Austin	\$40,000
Baker Botts	Houston	\$37,500
Locke Liddell & Sapp	Houston	\$37,000
Texas Hospital Association	Austin	\$36,000
Reliant Energy	Houston	\$35,000
Fulbright & Jaworski	Houston	\$35,000
Bank of America	New York	\$32,500
USAA	San Antonio	\$32,500
Independent Insurance Agents of Texas	Austin	\$31,000
Drive Political Fund (Teamsters)	Washington, DC	\$30,000
Kickapoo Traditional Tribe of Texas	Eagle Pass	\$30,000
McGinnis Lochridge & Kilgore	Austin	\$30,000
Independent Bankers Association Of Texas	Austin	\$27,500
Texas Health Care Association	Austin	\$26,000
Phil Adams Company	Bryan	\$25,000
Texans For Lawsuit Reform	Houston	\$25,000
Gulf States Toyota Inc	Houston	\$25,000
Hunt Oil Company	Dallas	\$25,000
Texas Farm Bureau	Waco	\$25,000
Burlington Northern Santa Fe	Fort Worth	\$25,000
Texas Optometric PAC	Austin	\$25,000
Fluor Public Affairs Committee	Irvine, CA	\$25,000
Texas Aggregates & Concrete Assn	Austin	\$25,000
Akin Gump	Austin	\$25,000
Union Pacific Corporation	Washington, DC	\$25,000
Texas Good Roads Transportation Association	Austin	\$25,000
Good Government Fund (Bass Family)	Fort Worth	\$25,000
Jenkins & Gilchrist	Dallas	\$22,500
PSEL PAC (Bass Family)	Fort Worth	\$22,500
Microsoft Corporation	Redmond, WA	\$21,000
Bracewell & Patterson	Houston	\$20,000
Texas Bankers Association	Austin	\$20,000
Texas Apartment Association	Austin	\$20,000
Tigua Indian Reservation Ysleta Del Sur	El Paso	\$20,000
Texas Architects Committee	Austin	\$20,000
Texas Consumer Finance Association	Austin	\$20,000
Select Milk Producers	Artesia, NM	\$20,000
Texas Restaurant Association	Austin	\$20,000
Compass Bank	Houston	\$20,000
Texas Petroleum Marketers & Convenience Store Assn. PAC	Austin	\$20,000
International Brotherhood of Teamsters	Washington, DC	\$20,000
Texas Association of Dairymen	Austin	\$20,000
International Paper	Baton Rouge, LA	\$20,000
Texas Society Of CPA's	Dallas	\$20,000
Texas & Southwest Cattle Raisers Association	Fort Worth	\$20,000



LT. GOVERNOR DAVID DEWHURST

Total Raised: \$16,347,728

Total Self-Financed Contributions: \$11,337,972 (69%)

Top 10 Zip Codes

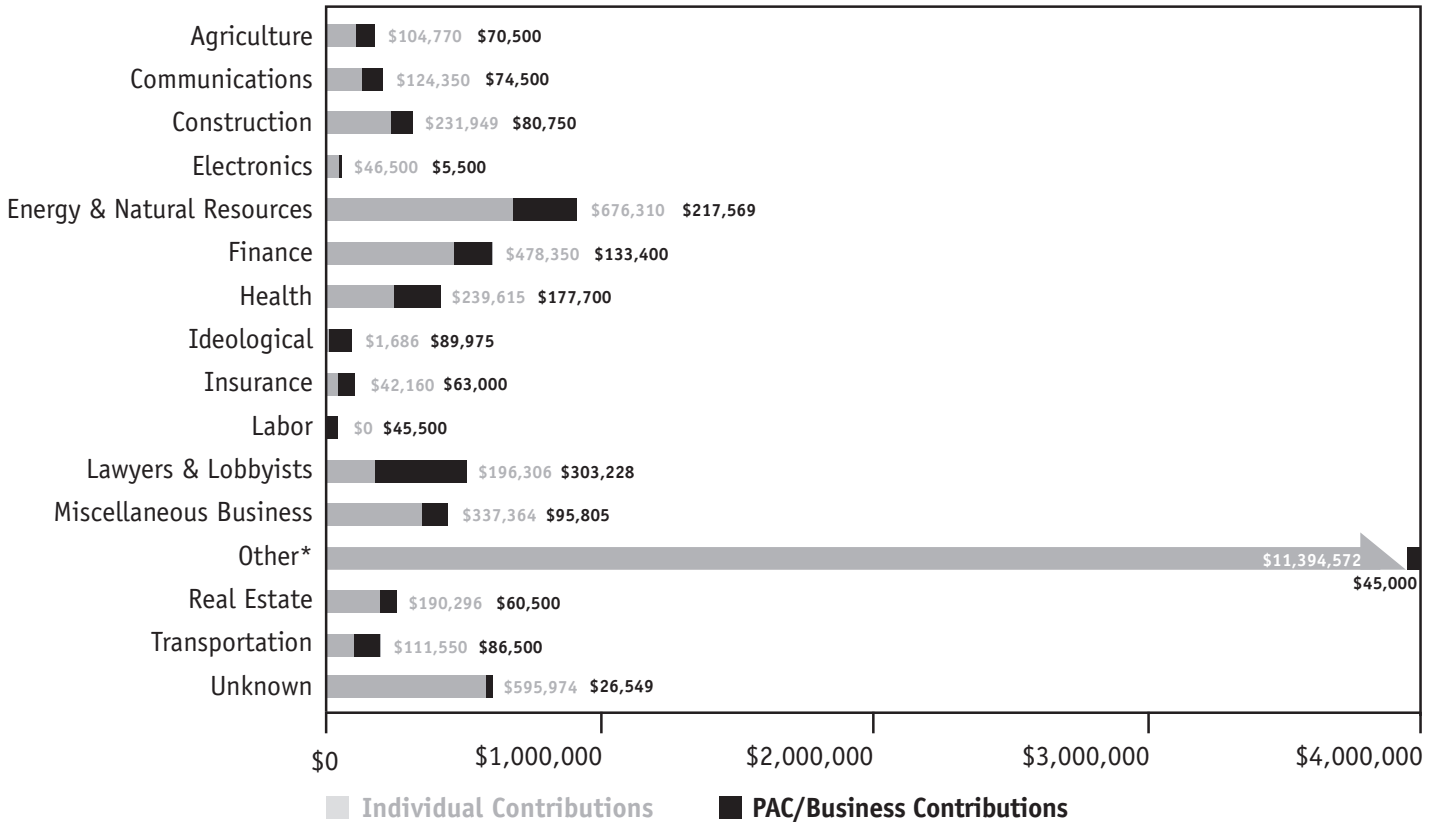
Zip Code	City	Total
78701	Austin	\$525,667
77002	Houston	\$224,127
75201	Dallas	\$202,450
75205	Dallas	\$164,500
75229	Dallas	\$155,250
77019	Houston	\$116,925
77234	Houston	\$115,000
77056	Houston	\$109,350
77251	Houston	\$105,000
77057	Houston	\$98,650

By Size

Size of Contribution	Total	Number
\$100,000 or more	\$315,000	3
\$50-100,000	\$485,220	8
\$25-50,000	\$1,137,719	41
\$10-25,000	\$1,129,977	92
\$5-10,000	\$630,582	118
\$1,000 - \$5,000	\$912,222	583
\$500 - \$1,000	\$201,186	377
\$100 - \$500	\$197,850	1,080

Average
of all
Contribs
\$2,176

Contributions By Industry Sector



*Includes self-financed contributions

Top Individual Donors

First Name	Last Name	City	Total
Bob	Perry	Houston	\$115,000
Albert	Huddleston	Dallas	\$100,000
Kenny A.	Troutt	Dallas	\$100,000
Lonnie 'Bo'	Pilgrim	Pittsburg	\$80,220
James	Leininger	San Antonio	\$75,000
Steve	Hammond	Dallas	\$75,000
Charles J.	Wyly	Dallas	\$52,500
Boone	Pickens	Dallas	\$52,500
Dan L.	Duncan	Houston	\$50,000
Felix	Chen	Dallas	\$50,000
James	Flores	Houston	\$50,000
Sam	Wyly	Dallas	\$47,500
Ned	Holmes	Houston	\$40,298
Thomas D.	Barrow	Houston	\$35,000
Benjamin	Streusand	The Woodlands	\$35,000
Louis A.	Beecherl	Dallas	\$32,000
Drayton	McLane	Temple	\$30,420
Robert C.	McNair	Houston	\$30,000
John	Nau	Houston	\$30,000
Charles Berdon	Lawrence	Houston	\$30,000
Alfredo	Brener	Houston	\$26,000
Joseph	Collmer	Dallas	\$25,500
Charles E.	Hurwitz	Houston	\$25,000
Ray L.	Hunt	Dallas	\$25,000
Michael S.	Stevens	Houston	\$25,000
Nancy	McMinn	Houston	\$25,000
William	McMinn	Houston	\$25,000
Harlan	Crow	Dallas	\$25,000
Kenneth	Banks	Schulenburg	\$25,000
David M.	Alameel	Dallas	\$25,000
Gordon	Cain	Houston	\$25,000
George	Ryan	Dallas	\$25,000
Michael T.	Willis	Houston	\$25,000
Robert M.	Smith	Dallas	\$25,000
William A.	Boothe	Dallas	\$25,000
Mary	Silverthorne	Dallas	\$21,250
David A.	Hartman	Austin	\$21,000
James	Dannenbaum	Houston	\$20,000
Woody L.	Hunt	El Paso	\$20,000
Randall	Goss	Dallas	\$20,000
Stephen T.	Clark	Austin	\$20,000
Harold	Simmons	Dallas	\$18,000
Nate E.	Crain	Dallas	\$16,500
Frances	Chiles	Fort Worth	\$16,000
R. Bruce	LaBoon	Houston	\$15,500
Vance C.	Miller	Dallas	\$15,000
James A.	Elkins	Houston	\$15,000
Charles W.	Tate	Houston	\$15,000
Russell T.	Kelley	Austin	\$15,000
Jay H.	Golding	Houston	\$15,000

Top PAC/Business Donors

Name	City	Total
HillCo PAC	Austin	\$35,000
Republican Party of Texas	Austin	\$30,000
SBC Communications	Austin	\$30,000
Texas Oil & Gas PAC	Austin	\$30,000
Fulbright & Jaworski	New York	\$26,000
PSEL PAC (Bass Family)	Fort Worth	\$25,000
Loeffler Jonas & Tuggey	San Antonio	\$25,000
Reliant Energy	Houston	\$25,000
Texas Real Estate PAC (TREPAC)	Austin	\$25,000
Texas Dental Association	Austin	\$25,000
Compass Bank	Birmingham, AL	\$25,000
Texas Automobile Dealers Association	Austin	\$25,000
Good Government Fund (Bass Family)	Fort Worth	\$25,000
Texans for Lawsuit Reform PAC	Houston	\$25,000
Texas Medical Association (TEX PAC)	Austin	\$25,000
Texas Hospital Association (HOSPAC)	Austin	\$25,000
Texas Optometric PAC	Austin	\$25,000
Vinson & Elkins	Houston	\$22,500
Locke Liddell & Sapp	Houston	\$21,228
Texas Society Of CPA's	Dallas	\$20,000
Akin Gump	Austin	\$20,000
Gulf States Toyota Inc	Houston	\$15,000
Texas Apartment Association	Austin	\$15,000
Bracewell & Patterson	Houston	\$15,000
Texas Health Care Association	Austin	\$15,000
Associated General Contractors	Austin	\$15,000
HomePAC of Texas	Houston	\$14,500
Andrews & Kurth	Houston	\$12,500
Jenkins & Gilchrist	Dallas	\$12,500
Baker Botts	Houston	\$12,500
Independent Insurance Agents of Texas	Austin	\$12,500
Barrett Burke Wilson Castle	Addison	\$12,500
Friends of Phil Gramm	Dallas	\$12,000
Eli Lilly & Company	Indianapolis, IN	\$10,000
Select Milk Producers PAC	Artesia, NM	\$10,000
Valero	San Antonio	\$10,000
Farmers Insurance	Austin	\$10,000
Corpus Christi Greyhound Racing Associates	Corpus Christi	\$10,000
Bank One Corporation	Chicago, IL	\$10,000
Houston Police Officers Union PAC	Houston	\$10,000
Independent Bankers Association of Texas	Austin	\$10,000
Texas & Southwestern Cattle Raisers Association PAC	Fort Worth	\$10,000
HUB PAC	Lubbock	\$10,000
Perdue Brandon Fielder Collins & Mott	Houston	\$10,000
American Electric Power	Columbus, OH	\$10,000
Union Pacific Corporation	Washington, DC	\$10,000
John L Wortham & Son LLP	Houston	\$10,000
Beef-PAC	Amarillo	\$10,000
AT&T	Austin	\$10,000
Texas Petroleum Marketers & Convenience Store Ass'n PAC	Austin	\$10,000
Real Estate Council of Austin (RECA)	Austin	\$10,000
Q PAC	Fort Worth	\$10,000
Verizon	Austin	\$10,000
Gardere Wynne Sewell	Dallas	\$10,000
Bierne Maynard & Parsons	Houston	\$10,000
Texas Classroom Teachers Association	Austin	\$10,000
Texas Banker Association	Austin	\$10,000
Temple-Inland Inc	Austin	\$10,000
Bank of America	Charlotte, NC	\$10,000
Texas Architects Committee	Austin	\$10,000
Texas Restaurant Association	Austin	\$10,000



ATTORNEY GENERAL GREG ABBOTT

Total Raised: \$7,803,817

By Size

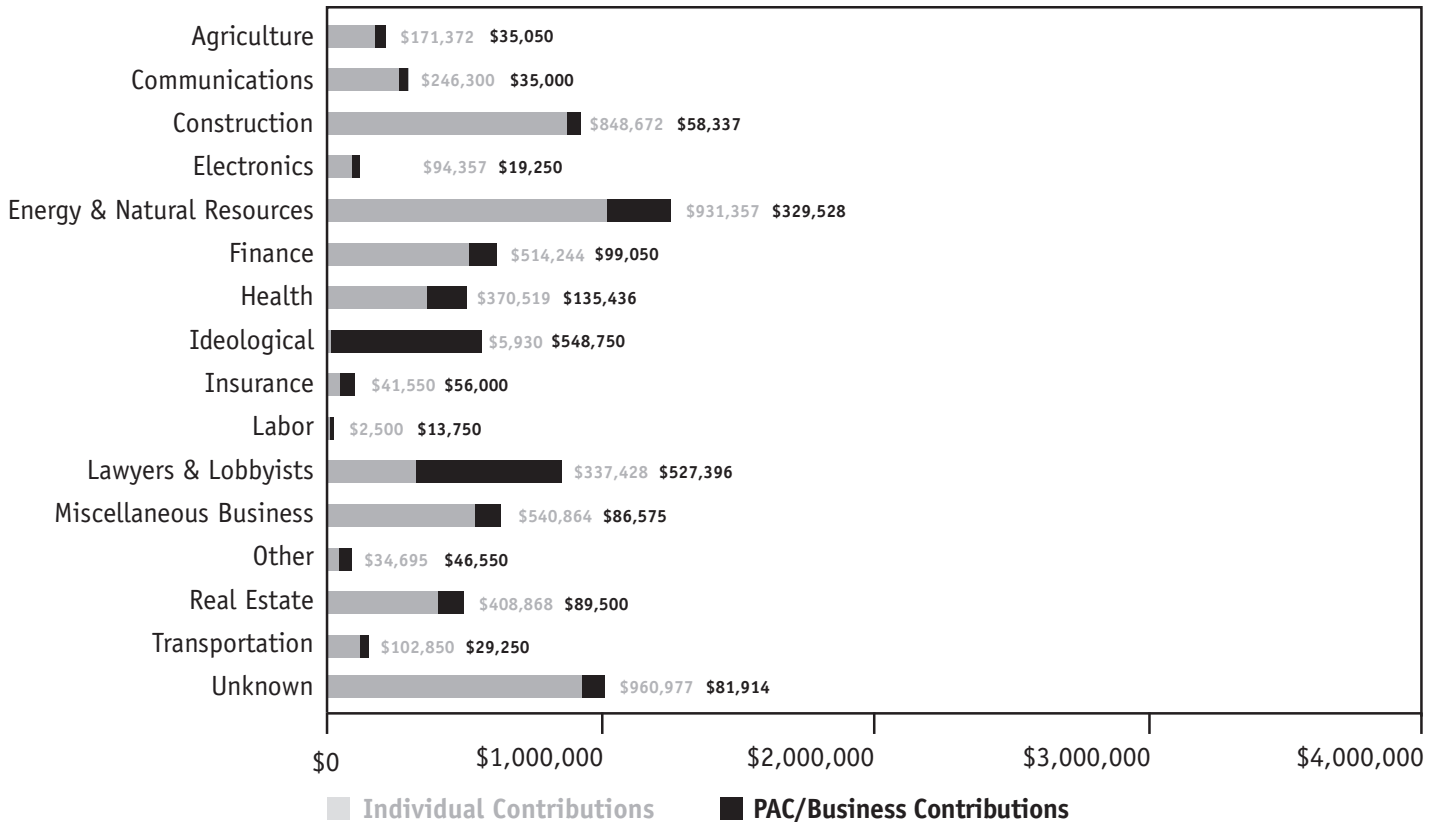
Size of Contribution	Total	Number
\$100,000 or more	\$1,672,480	10
\$50-100,000	\$587,813	10
\$25-50,000	\$1,241,104	38
\$10-25,000	\$1,552,168	108
\$5-10,000	\$776,460	133
\$1,000 - \$5,000	\$1,262,167	772
\$500 - \$1,000	\$342,723	629
\$100 - \$500	\$368,903	2,095

Average
of all
Contribs
\$2,056

Top Ten Zip Codes

Zip Code	City	Total
78701	Austin	\$431,180
77234	Houston	\$387,500
75201	Dallas	\$373,125
75205	Dallas	\$368,575
77002	Houston	\$324,379
77055	Houston	\$297,575
77056	Houston	\$284,950
77019	Houston	\$276,995
75229	Dallas	\$213,075
77024	Houston	\$176,449

Contributions By Industry Sector



Top Individual Donors

First Name	Last Name	City	Total
Bob	Perry	Houston	\$387,600
Albert	Huddleston	Dallas	\$175,000
Kenny A.	Troutt	Dallas	\$175,000
Doylene	Perry	Houston	\$150,000
James	Leininger	San Antonio	\$118,344
Lonnie 'Bo'	Pilgrim	Pittsburg	\$116,636
T. Boone	Pickens	Dallas	\$105,000
Robert B.	Rowling	Irving	\$100,000
John	Nau	Houston	\$67,127
Gordon	Cain	Houston	\$60,000
B. J.	McCombs	San Antonio	\$60,000
Peter & Edith	O'Donnell	Dallas	\$60,000
Harlan	Crow	Dallas	\$55,000
Kent C.	Sullivan	Houston	\$55,000
Ray L.	Hunt	Dallas	\$55,000
Morton & Angela	Topfer	Austin	\$50,000
Robert J.	Schlegel	Dallas	\$47,324
J. Virgil	Waggoner	Spring	\$45,000
Louis A.	Beecherl	Dallas	\$45,000
Michael S.	Stevens	Houston	\$45,000
James A.	Elkins	Houston	\$43,000
Richard	Weekley	Houston	\$39,249
S. Reed	Morian	Houston	\$35,000
David	Weekley	Houston	\$35,000
William A.	Boothe	Dallas	\$35,000
Felix	Chen	Dallas	\$35,000
Frank B.	McGuyer	Houston	\$35,000
Ned S.	Holmes	Houston	\$35,000
John	Lattimore	McKinney	\$30,000
Daniel W.	Cook	Dallas	\$30,000
J. Ralph	Ellis	Irving	\$30,000
Ron	Lusk	Richardson	\$26,460
Ruben S.	Martin	Longview	\$26,100
William	McMinn	Houston	\$25,000
Alice	Walton	Mineral Wells	\$25,000
John P.	McGovern	Houston	\$25,000
Jeffery T.	Hinson	Dallas	\$25,000
John W.	Carpenter	Dallas	\$25,000
James	McIngvale	Houston	\$25,000
Cele	Carpenter	Dallas	\$25,000
Trammell	Crow	Dallas	\$25,000
James	Dannenbaum	Houston	\$22,500
Randall G.	Goss	Dallas	\$21,000
Bob	Lanier	Houston	\$20,519
Robert	Tips	San Antonio	\$20,470
Harold	Simmons	Dallas	\$20,000
Dan L.	Duncan	Houston	\$20,000
Richard	Kinder	Houston	\$20,000
George R.	Farris	Houston	\$20,000
Dennis R.	Berman	Irving	\$20,000

Top PAC/Business Donors

Name	City	Total
Texans for Lawsuit Reform	Houston	\$350,000
Republican Nat. State Elections Committee	Washington, DC	\$100,000
William A McMinn LLC	Houston	\$75,000
Texas Medical Association	Austin	\$55,686
Republican Party of Texas	Austin	\$46,650
Fulbright & Jaworski	Houston	\$35,500
Locke Liddell & Sapp	Houston	\$35,211
Good Government Fund (Bass Family)	Ft. Worth	\$35,000
Texas Oil & Gas PAC	Austin	\$35,000
Vinson & Elkins	Houston	\$30,660
Valero	San Antonio	\$30,500
Texas Real Estate PAC	Austin	\$30,000
Linebarger Heard Goggan Blair	Austin	\$29,450
RDM Enterprises	Temple	\$26,000
PSEL PAC (Bass Family)	Ft. Worth	\$22,500
TXU Corp	Dallas	\$22,000
Godwin Gruber PC	Dallas	\$21,100
Gallagher Lewis Downey & Kim	Houston	\$20,000
Texas Apartment Association	Austin	\$20,000
Haynes & Boone	Dallas	\$20,000
Akin Gump	Austin	\$20,000
Landry's Restaurants	Houston	\$20,000
Texas Optometric PAC	Austin	\$20,000
HillCo PAC	Austin	\$20,000
Texas Dental Association	Austin	\$20,000
Stratus Properties	Austin	\$18,500
Baker Botts	Houston	\$17,500
Andrews & Kurth	Houston	\$17,500
Associated Republicans of Texas	Austin	\$17,000
Adams Insurance Service	Houston	\$16,000
Beirne Maynard & Parsons	Houston	\$16,000
Texas Farm Bureau	Waco	\$16,000
Q PAC	Ft. Worth	\$15,300
McGinnis Lochridge & Kilgore	Austin	\$15,000
Compass Bank	Birmingham, AL	\$15,000
Texas Hospital Association (HOSPAC)	Austin	\$15,000
Loeffler Jonas & Tuggey	San Antonio	\$15,000
Gardere Wynne Sewell	Houston	\$13,500
Bank of America	Dallas	\$12,500
USAA	San Antonio	\$12,500
Scott Young LLP	Fort Worth	\$12,000
Friends of Phil Gramm	Dallas	\$12,000
El Paso Corp.	Washington, DC	\$11,000
Bank One Corp.	Chicago, IL	\$11,000
Polunsky & Beitel LLP	San Antonio	\$11,000
Independent Insurance Agents of Texas	Austin	\$10,500
Texas Auto Dealers Association	Austin	\$10,000
Bracewell & Patterson	Houston	\$10,000
Reliant Energy	Houston	\$10,000
Chiles Survivors Trust	Ft. Worth	\$10,000
Kickapoo Nation	Eagle Pass	\$10,000
Texas Restaurant Association	Austin	\$10,000
Winstead Sechrest & Minick	Dallas	\$10,000
Texas Civil Justice League	Austin	\$10,000
Microsoft Corporation	Redmond, WA	\$10,000
Texas Society of CPAs	Dallas	\$10,000



COMPTROLLER CAROLE KEETON STRAYHORN

Total Raised: \$4,996,428

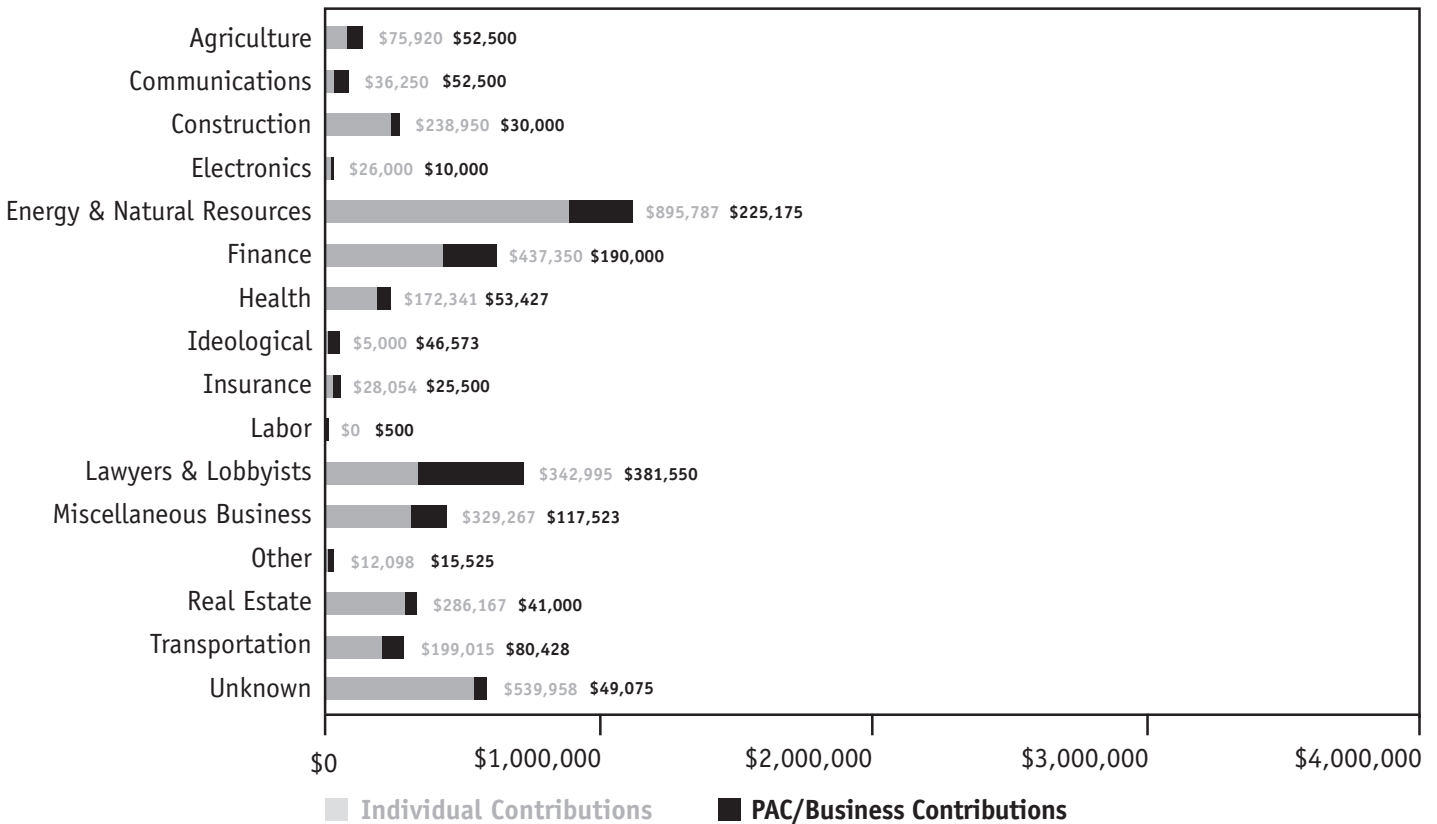
By Size

Size of Contribution	Total	Number	
\$100,000 or more	\$112,665	1	
\$50-100,000	\$677,149	12	
\$25-50,000	\$1,099,595	38	
\$10-25,000	\$1,250,847	90	
\$5-10,000	\$679,032	120	
\$1,000 - \$5,000	\$786,626	502	
\$500 - \$1,000	\$172,915	318	
\$100 - \$500	\$216,601	1,252	
			Average of all Contribs \$2,141

Top 10 Zip Codes

Zip Code	City	Total
78701	Austin	\$609,650
75201	Dallas	\$235,200
77002	Houston	\$225,331
75205	Dallas	\$154,150
76102	Fort Worth	\$121,674
78956	Schulenburg	\$118,215
77019	Houston	\$111,460
78767	Austin	\$103,228
77234	Houston	\$100,000
77098	Houston	\$85,495

Contributions By Industry Sector



CAROLE KEETON STRAYHORN

Top Individual Donors

First Name	Last Name	City	Total
Kenneth	Banks	Schulenburg	\$112,665
Bob	Perry	Houston	\$100,000
William	McMinn	Houston	\$75,000
Harlan	Crow	Dallas	\$75,000
Stanley K.	Harper	Mansfield	\$60,000
Lonnie "Bo"	Pilgrim	Pittsburg	\$50,220
Gordon	Cain	Houston	\$50,000
George B.	Ryan	Dallas	\$50,000
Albert	Huddleston	Dallas	\$50,000
James	Leininger	San Antonio	\$50,000
Louis A.	Beecherl	Dallas	\$45,100
Robert E.	Johnson	Austin	\$45,000
Patrick J.	Moran	Houston	\$36,495
Charles C.	Butt	San Antonio	\$35,000
Lucien	Flournoy	Alice	\$35,000
J. Virgil	Waggoner	Spring	\$35,000
Meredith J.	Long	Houston	\$32,500
J. L.	Davis	Midland	\$30,000
J. Ralph	Ellis	Irving	\$30,000
Thomas Nathan	Tourtellotte	Driftwood	\$30,000
Charles	Miller	Houston	\$30,000
W. L.	Hunt	El Paso	\$30,000
Steve	Sterquell	Amarillo	\$28,500
Drayton	McLane	Temple	\$26,000
B. J.	McCombs	San Antonio	\$26,000
James	Dannenbaum	Houston	\$25,000
Linda	McIngvale	Houston	\$25,000
Margaret	Crow	Dallas	\$25,000
Tom	Loeffler	San Antonio	\$25,000
Kenneth L.	Lay	Houston	\$25,000
Terry	Gilmore	San Marcos	\$25,000
Lori	Hall	Kerrville	\$25,000
Trammell	Crow	Dallas	\$25,000
Noel B.	Martinez	Corpus Christi	\$25,000
James	McIngvale	Houston	\$25,000
George C.	Hixon	San Antonio	\$25,000
Charles J.	Wyly	Dallas	\$25,000
Katherine	Crow	Dallas	\$25,000
Russell T.	Kelley	Austin	\$22,630
Mary	Silverthorne	Dallas	\$22,000
John L.	Needham	Austin	\$22,000
John P.	McGovern	Houston	\$22,000
Bob	Wortham	Beaumont	\$21,000
Kent	Hance	Austin	\$20,298
W. A.	Moncrief	Fort Worth	\$20,022
Ray L.	Hunt	Dallas	\$20,000
Ricardo	Cigarroa	Laredo	\$20,000
Matthew R.	Simmons	Houston	\$20,000
Harlan J.	Hall	Kerrville	\$20,000
Harold C.	Simmons	Dallas	\$20,000
Dan	Duncan	Houston	\$20,000

CAROLE KEETON STRAYHORN

Top PAC/Business Donors

Name	City	Total
Vinson & Elkins	Houston	\$65,000
Texas Automobile Dealers Association	Austin	\$51,928
Ryan & Company	Dallas	\$50,000
Good Government Fund (Bass Family)	Fort Worth	\$32,500
PSEL PAC (Bass Family)	Fort Worth	\$32,500
Bank of America	Dallas	\$30,000
Texas Oil and Gas PAC	Austin	\$30,000
Fulbright & Jaworski	Houston	\$30,000
RDM Enterprises	Temple	\$25,000
McGinnis Lochridge & Kilgore	Austin	\$25,000
Loeffler Jonas & Tuggey	San Antonio	\$25,000
SBC Communications	Austin	\$25,000
Texas Medical Association	Austin	\$24,677
Clark Thomas & Winters	Austin	\$20,250
Compass Bank	Houston	\$20,000
Akin Gump	Austin	\$20,000
Farmers Insurance	Austin	\$20,000
Ray Wood Fine & Bonilla	Austin	\$20,000
Q PAC	Ft. Worth	\$17,500
TXU	Dallas	\$16,500
Texas Bankers Association	Austin	\$16,000
Rural Friends of Electric Cooperatives	Austin	\$15,000
Gulf Greyhound	La Marque	\$15,000
Locke Liddell & Sapp	Houston	\$15,000
Haynes & Boone	Dallas	\$15,000
Texas Real Estate PAC	Austin	\$15,000
Texas Society of CPA's	Austin	\$15,000
Scott Douglass & McConnico	Austin	\$15,000
Texas Petroleum Marketers & Convenience Store PAC	Austin	\$15,000
Associated Republicans of Texas	Austin	\$13,623
Baker Botts	Austin	\$12,500
Dan Martinez & Association	Sugar Land	\$12,500
Landry's Restaurants	Houston	\$12,000
Bracewell & Patterson	Houston	\$10,000
Chiles Survivors Trust	Fort Worth	\$10,000
Perdue Brandon Fielder Collins & Mott	Houston	\$10,000
Martin B McNamara PC	Dallas	\$10,000
Temple Inland	Austin	\$10,000
Stratus Properties	Austin	\$10,000
Gardere Wynne Sewell	Austin	\$10,000
Kickapoo Lucky Eagle Casino Enterprises	Eagle Pass	\$10,000
Bank One Corporation	Chicago, IL	\$10,000
Texas Restaurant Association	Austin	\$10,000
Texas Thoroughbred Breeders Association PAC	Austin	\$10,000
Independent Bankers Association of Texas	Austin	\$10,000
Bickerstaff Heath Smiley Pollan	Austin	\$10,000
Gov. George W Bush Committee	Austin	\$10,000
Hughes & Luce	Dallas	\$8,500
Koch Oil	Washington	\$7,500
AT&T	Austin	\$7,500



THE SENATE

Total For All Major Party Candidates: \$21,466,885

Senate Money Raised by Party

Democrats

Republicans



\$7,539,899

\$13,926,986

Democrats

Individuals v. PAC/Businesses

PAC/Businesses

Individuals



\$4,219,279

\$3,320,619

Republicans

Individuals v. PAC/Businesses

PAC/Businesses

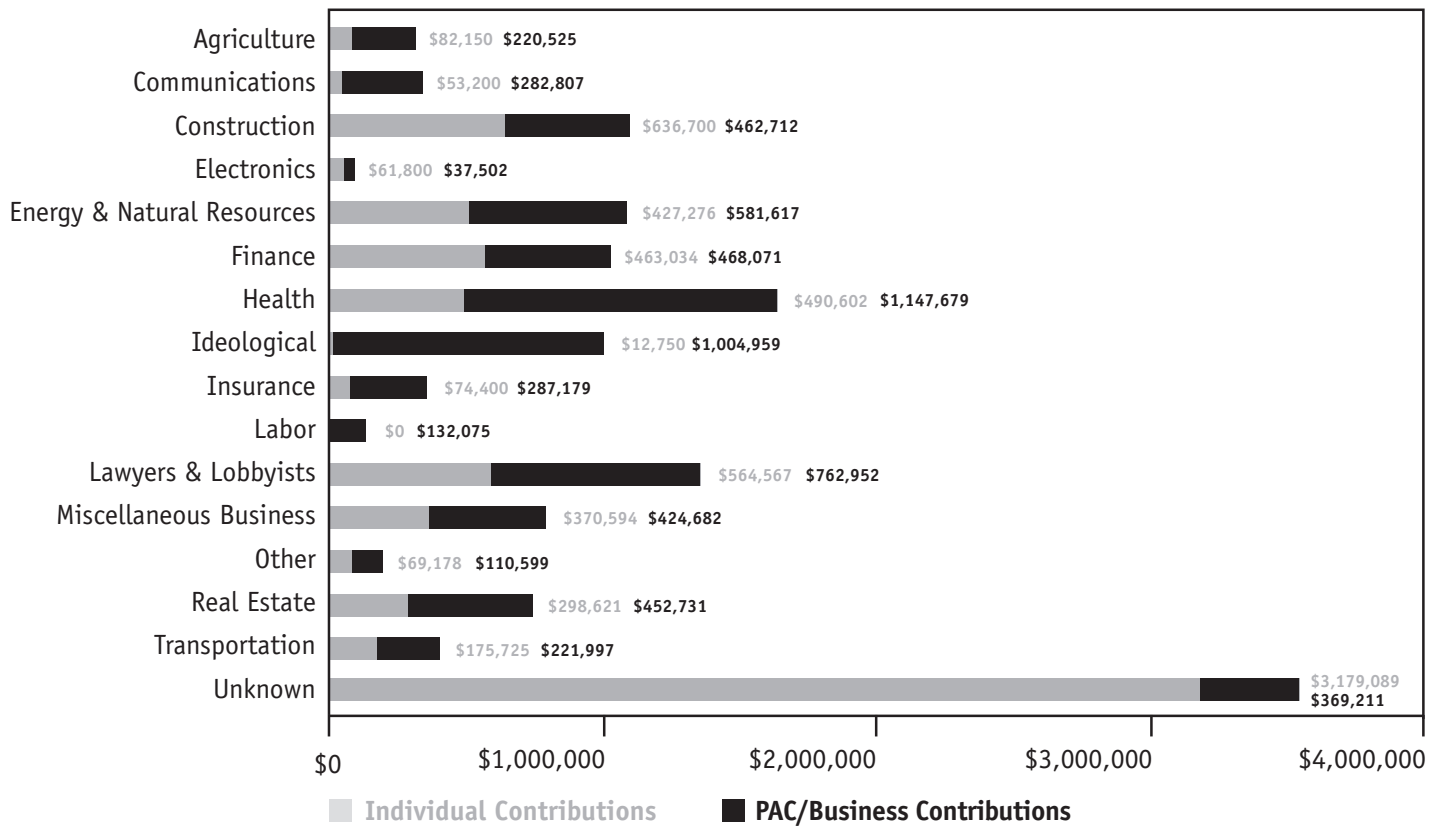
Individuals



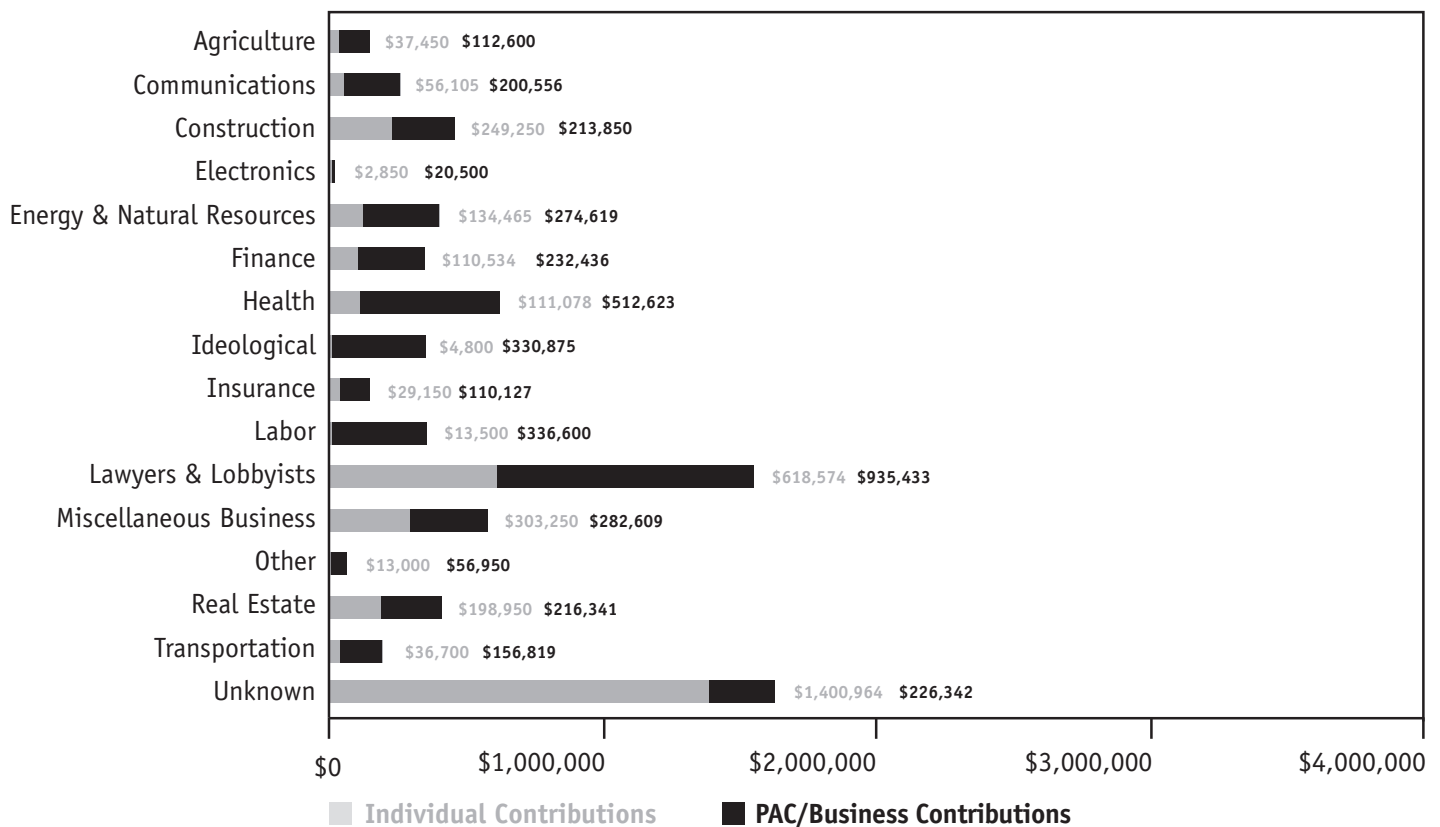
\$6,967,299

\$6,959,687

Republican Candidates



Democratic Candidates



All Candidates

Size of Contribution	Total	Number
\$100,000 or more	\$674,222	4
\$50-100,000	\$745,410	12
\$25-50,000	\$869,003	30
\$10-25,000	\$2,326,018	184
\$5-10,000	\$3,220,953	572
\$1,000 - \$5,000	\$9,637,035	6,480
\$500 - \$1,000	\$2,180,095	4,106
\$100 - \$500	\$1,810,671	10,226

All Republicans

Size of Contribution	Total	Number
\$100,000 or more	\$674,222	4
\$50-100,000	\$539,910	9
\$25-50,000	\$629,484	22
\$10-25,000	\$1,490,988	115
\$5-10,000	\$1,937,375	345
\$1,000 - \$5,000	\$6,011,199	4,037
\$500 - \$1,000	\$1,443,298	2,716
\$100 - \$500	\$1,198,032	6,716

All Democrats

Size of Contribution	Total	Number
\$100,000 or more	\$0	0
\$50-100,000	\$205,500	3
\$25-50,000	\$239,519	8
\$10-25,000	\$835,029	69
\$5-10,000	\$1,283,579	227
\$1,000 - \$5,000	\$3,625,836	2,443
\$500 - \$1,000	\$736,797	1,390
\$100 - \$500	\$612,639	3,510

All General Election Winners

Size of Contribution	Total	Number
\$100,000 or more	\$467,222	2
\$50-100,000	\$464,680	8
\$25-50,000	\$591,895	20
\$10-25,000	\$1,808,319	142
\$5-10,000	\$2,673,775	476
\$1,000 - \$5,000	\$8,426,201	5,681
\$500 - \$1,000	\$1,861,078	3,505
\$100 - \$500	\$1,439,574	8,013

All General Election Losers

Size of Contribution	Total	Number
\$100,000 or more	\$106,000	1
\$50-100,000	\$182,500	3
\$25-50,000	\$99,019	3
\$10-25,000	\$246,343	18
\$5-10,000	\$261,037	45
\$1,000 - \$5,000	\$674,775	425
\$500 - \$1,000	\$129,924	239
\$100 - \$500	\$186,467	1,116

In v. Out-Of-District

All Candidates

Party	Contribs In District	Total Contribs	% In District
DEM	\$2,440,627	\$7,539,899	32%
REP	\$4,306,239	\$13,926,986	31%

All Winners (Current Senators)

Party	Contribs In District	Total Contribs	% In District
DEM	\$2,012,551	\$6,232,722	32%
REP	\$3,414,543	\$11,963,119	29%

Senator	Total Raised	% of \$ in District	Party	District	ICO	Primary Vote %	General Vote %
Armbrister, Kenneth	\$539,094	17%	DEM	18	I	100%	53%
Averitt, Kip	\$970,028	33%	REP	22	0	58%	67%
Barrientos, Gonzalo	\$1,067,282	70%	DEM	14	I	100%	53%
Bivins, Teel	\$451,700	67%	REP	31	I	100%	100%
Brimer, Kenneth	\$725,860	19%	REP	10	0	63%	59%
Carona, John J.	\$648,807	27%	REP	16	I	100%	64%
Deuell, Robert F.	\$1,056,661	5%	REP	2	0	100%	54%
Duncan, Robert L.	\$332,335	26%	REP	28	I	100%	91%
Ellis, Rodney G.	\$472,155	32%	DEM	13	I	100%	100%
Estes, Craig	\$1,110,678	38%	REP	30	I	58%	68%
Fraser, Troy	\$502,480	32%	REP	24	I	100%	90%
Gallegos, Mario V.	\$244,638	21%	DEM	6	I	100%	100%
Harris, Chris	\$317,661	14%	REP	9	I	100%	87%
Hinojosa, Juan	\$1,014,123	40%	DEM	20	0	43%	100%
Jackson, James M.	\$246,534	10%	REP	11	I	100%	86%
Janeke, Kyle	\$1,088,416	20%	REP	17	0	66%	61%
Lindsay, Jon S.	\$170,775	22%	REP	7	I	100%	91%
Lucio, Eduardo A.	\$328,073	16%	DEM	27	I	100%	100%
Madla, Frank	\$334,851	9%	DEM	19	I	100%	100%
Nelson, Jane	\$534,111	21%	REP	12	I	100%	90%
Ogden, Stephen E.	\$251,773	18%	REP	5	I	100%	87%
Ratliff, William R.	\$557,655	24%	REP	1	I	70%	68%
Shapiro, Florence	\$492,497	30%	REP	8	I	100%	90%
Shapleigh, Eliot G.	\$292,154	29%	DEM	29	I	100%	100%
Staples, Todd	\$346,992	33%	REP	3	I	100%	88%
Van De Putte, Leticia	\$354,143	20%	DEM	26	I	100%	100%
Wentworth, E. Jeffrey	\$1,125,451	58%	REP	25	I	51%	67%
West, Royce	\$404,708	30%	DEM	23	I	100%	100%
Whitmire, John	\$440,325	21%	DEM	15	I	100%	60%
Williams, Thomas D.	\$917,386	21%	REP	4	0	45%	64%
Zaffirini, Judith	\$395,775	29%	DEM	21	I	100%	89%

I = Incumbent
 C = Challenger
 O = Open Seat



THE HOUSE

Total For All Major Party Candidates: \$33,084,307

House Money Raised by Party

Democrats

Republicans



\$14,338,614

\$18,745,692

Democrats

Individuals v. PAC/Businesses

PAC/Businesses

Individuals



\$6,118,180

\$8,220,435

Republicans

Individuals v. PAC/Businesses

PAC/Businesses

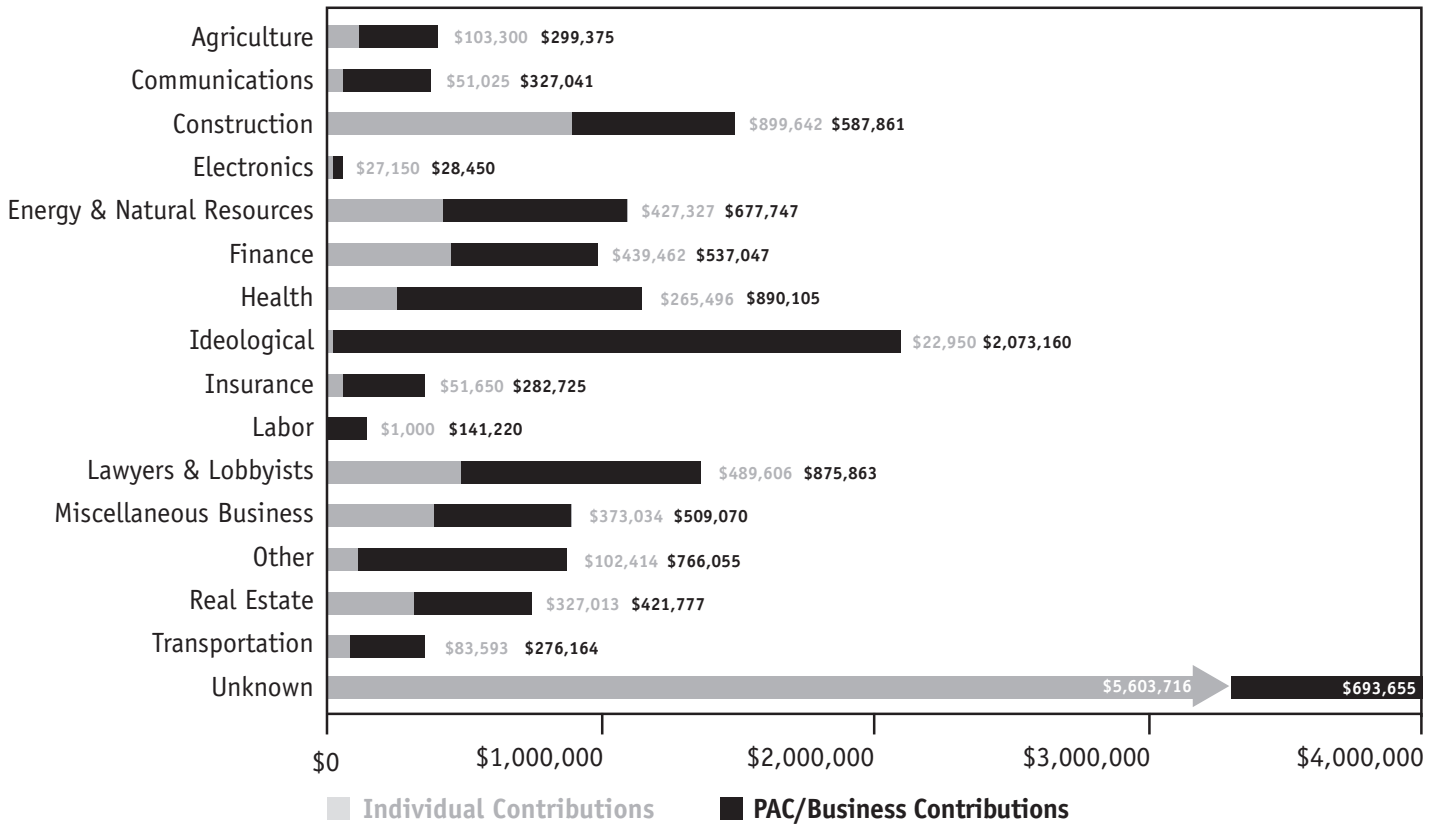
Individuals



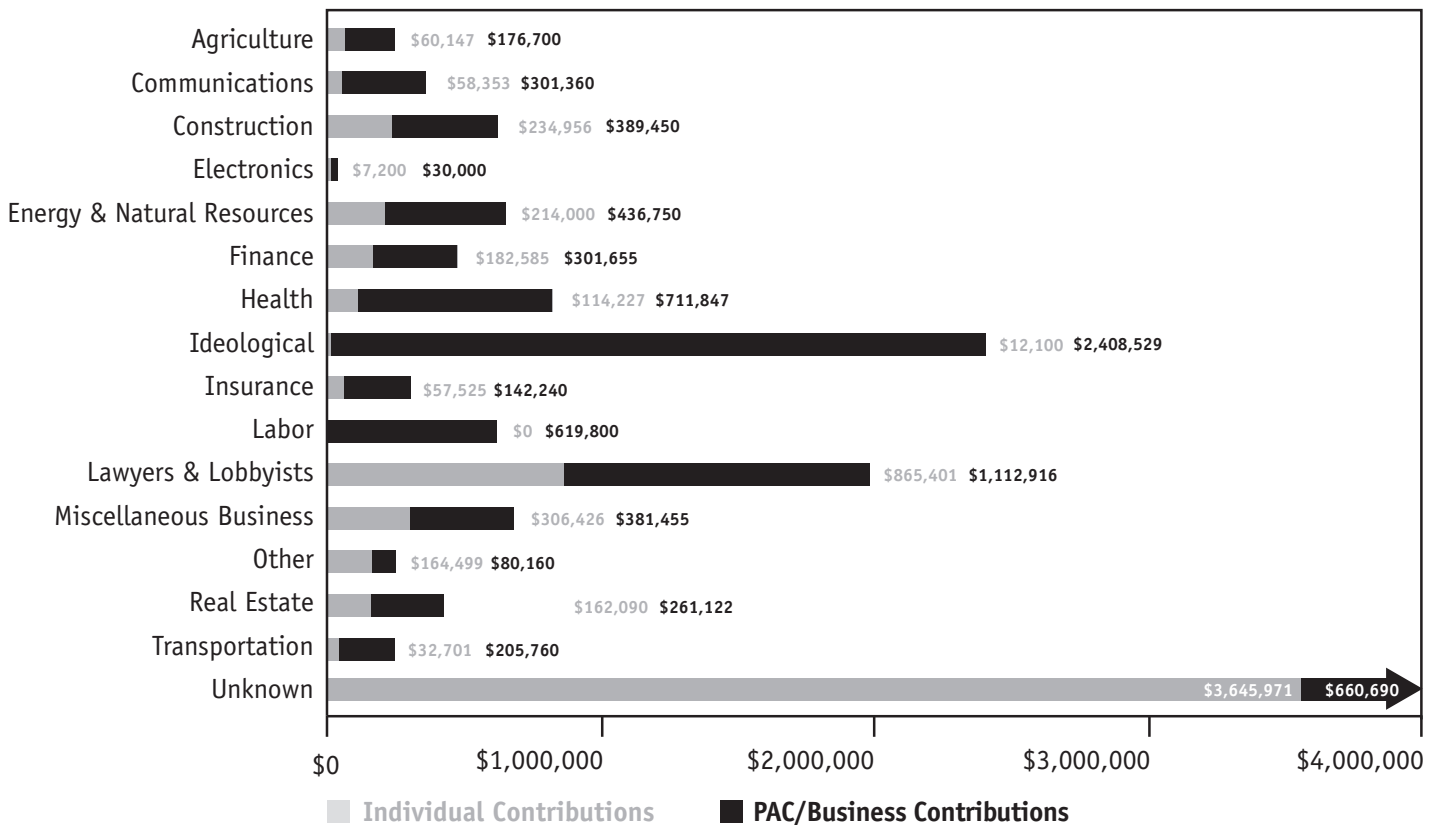
\$9,313,378

\$9,432,314

Republican Candidates



Democratic Candidates



All Candidates

Size of Contribution	Total	Number
\$100,000 or more	\$1,133,088	9
\$50-100,000	\$1,512,282	23
\$25-50,000	\$1,481,573	46
\$10-25,000	\$2,397,949	185
\$5-10,000	\$2,928,278	518
\$1,000 - \$5,000	\$12,074,011	8,515
\$500 - \$1,000	\$6,125,835	11,449
\$100 - \$500	\$5,331,310	29,609

All Republicans

Size of Contribution	Total	Number
\$100,000 or more	\$109,594	1
\$50-100,000	\$783,725	13
\$25-50,000	\$1,092,012	33
\$10-25,000	\$1,595,096	119
\$5-10,000	\$1,703,591	304
\$1,000 - \$5,000	\$6,900,964	4,861
\$500 - \$1,000	\$3,438,644	6,400
\$100 - \$500	\$3,087,214	17,012

All Democrats

Size of Contribution	Total	Number
\$100,000 or more	\$1,023,495	8
\$50-100,000	\$728,555	10
\$25-50,000	\$389,562	13
\$10-25,000	\$802,853	66
\$5-10,000	\$1,224,687	214
\$1,000 - \$5,000	\$5,173,047	3,654
\$500 - \$1,000	\$2,687,191	5,049
\$100 - \$500	\$2,244,096	12,597

All General Election Winners

Size of Contribution	Total	Number
\$100,000 or more	\$213,297	2
\$50-100,000	\$803,632	13
\$25-50,000	\$929,393	29
\$10-25,000	\$1,767,222	137
\$5-10,000	\$2,210,606	392
\$1,000 - \$5,000	\$9,763,709	6,922
\$500 - \$1,000	\$4,970,397	9,305
\$100 - \$500	\$3,985,060	21,468

All General Election Losers

Size of Contribution	Total	Number
\$100,000 or more	\$919,791	7
\$50-100,000	\$708,650	10
\$25-50,000	\$332,797	10
\$10-25,000	\$423,928	32
\$5-10,000	\$274,994	47
\$1,000 - \$5,000	\$1,314,673	891
\$500 - \$1,000	\$709,242	1,307
\$100 - \$500	\$791,295	4,751

In District

All Candidates

Party	In District Contribs	Total Contribs	% In District
DEM	\$3,116,723	\$14,338,614	22%
REP	\$4,886,816	\$18,745,692	26%

All Winners (Current Representatives)

Party	In District Contribs	Total Contribs	% In District
DEM	\$1,914,946	\$9,421,225	20%
REP	\$3,500,857	\$15,378,951	23%

Representative	Total	% of \$ in District	Party	District	ICO	Vote % Primary	Vote % General
Allen, Robert R.	\$87,685	4%	REP	106	I	100%	100%
Alonzo, Roberto R.	\$90,400	16%	DEM	104	0	50%	74%
Bailey, Kevin E.	\$138,444	NA	DEM	140	I	100%	74%
Baxter, Todd A.	\$514,849	40%	REP	48	0	100%	52%
Berman, Leo	\$26,875	20%	REP	6	I	100%	100%
Bohac, Dwayne A.	\$311,409	18%	REP	138	0	81%	59%
Bonnen, Dennis H.	\$79,388	11%	REP	25	I	100%	69%
Branch, Daniel H.	\$419,032	63%	REP	108	0	70%	66%
Brown, Betty J.	\$182,874	18%	REP	4	I	100%	60%
Brown, Frederick H.	\$111,920	34%	REP	14	I	74%	88%
Burnam, Lon	\$115,104	28%	DEM	90	I	100%	72%
Callegari, William A.	\$117,929	9%	REP	132	I	100%	90%
Campbell, Scott E.	\$134,404	32%	REP	72	0	50%	68%
Canales, Gabriella S.	\$71,843	19%	DEM	35	0	47%	52%
Capelo, Jaime L.	\$265,196	45%	DEM	34	I	64%	54%
Casteel, Carter	\$291,141	52%	REP	73	0	54%	79%
Castro, Joaquin	\$159,643	13%	DEM	125	0	64%	60%
Chavez, Norma P.	\$90,127	20%	DEM	76	I	100%	100%
Chisum, Warren D.	\$163,883	4%	REP	88	I	100%	100%
Christian, Walter W.	\$226,810	30%	REP	9	I	100%	55%
Clark, Ronald H.	\$21,300	38%	REP	62	I	100%	65%
Coleman, Garnet F.	\$149,075	24%	DEM	147	I	100%	100%
Cook, Byron Curtis	\$287,096	33%	REP	8	0	54%	55%
Cook, Robert L.	\$170,617	17%	DEM	17	I	100%	56%
Corte, Frank J.	\$121,617	31%	REP	122	I	100%	88%
Crabb, Joe	\$97,701	11%	REP	127	I	67%	100%
Craddick, Tom	\$1,095,536	1%	REP	82	I	100%	100%
Crownover, Myra E.	\$73,186	47%	REP	64	I	100%	87%
Davis, John E.	\$84,103	18%	REP	129	I	100%	100%
Davis, Yvonne	\$70,316	7%	DEM	111	I	100%	100%
Dawson, Glenda L.	\$224,656	19%	REP	29	0	100%	57%
Delisi, Dianne W.	\$110,825	19%	REP	55	I	100%	100%
Denny, Mary	\$103,375	7%	REP	63	I	60%	100%
Deshotel, Joseph D.	\$43,780	24%	DEM	22	I	100%	100%
Driver, Joe	\$105,640	12%	REP	113	I	100%	100%
Dukes, Dawwna	\$78,217	6%	DEM	46	I	100%	88%
Dunnam, James R.	\$188,340	41%	DEM	57	I	100%	60%
Dutton, Harold V.	\$61,250	2%	DEM	142	I	100%	100%
Edwards, Al	\$49,975	10%	DEM	146	I	100%	93%
Eiland, Craig	\$142,539	27%	DEM	23	I	100%	100%
Eissler, Rob	\$182,365	49%	REP	15	0	47%	91%
Elkins, Gary	\$83,151	6%	REP	135	I	100%	70%
Ellis, Daniel P.	\$167,763	10%	DEM	18	I	100%	53%
Farabee, David L.	\$111,902	27%	DEM	69	I	100%	100%
Farrar, Jessica	\$93,327	17%	DEM	148	I	67%	100%
Flores, Ismael "Kino"	\$60,365	56%	DEM	36	I	100%	100%
Flynn, Dan	\$238,266	21%	REP	2	0	56%	59%
Gallego, Pete P.	\$245,019	18%	DEM	74	I	100%	71%

I = Incumbent C = Challenger 0 = Open Seat

THE HOUSE

List Of All Members

Representative	Total	% of \$ in District	Party	District	ICO	Vote % Primary	Vote % General
Garza, Timoteo	\$41,800	2%	DEM	80	0	40%	56%
Gattis, Dan	\$135,975	13%	REP	20	0	45%	100%
Geren, Charles L.	\$266,035	32%	REP	99	I	100%	69%
Giddings, Helen	\$108,275	9%	DEM	109	I	100%	75%
Goodman, Toby	\$142,157	5%	REP	93	I	100%	57%
Goolsby, Tony	\$93,986	8%	REP	102	I	100%	100%
Griggs, Bob E.	\$80,181	30%	REP	91	0	100%	84%
Grusendorf, Kent	\$94,860	2%	REP	94	I	100%	100%
Guillen, Ryan A.	\$29,074	17%	DEM	31	0	39%	100%
Gutierrez, Roberto	\$12,675	39%	DEM	41	I	100%	100%
Haggerty, Patrick B.	\$41,505	33%	REP	78	I	100%	100%
Hamilton, Michael W.	\$263,091	10%	REP	19	0	56%	55%
Hamric, Peggy	\$97,925	9%	REP	126	I	100%	100%
Hardcastle, Richard L.	\$282,653	17%	REP	68	I	100%	65%
Harper-Brown, Linda L.	\$123,206	26%	REP	105	0	51%	76%
Hartnett, Will	\$39,135	16%	REP	114	I	100%	100%
Heflin, Talmadge L.	\$369,542	4%	REP	149	I	100%	56%
Hegar, Glenn A.	\$123,666	38%	REP	28	0	30%	100%
Hilderbran, Harvey R.	\$117,870	32%	REP	53	I	100%	91%
Hill, Fred	\$48,270	5%	REP	112	I	100%	71%
Hochberg, Lindsey S.	\$203,396	7%	DEM	137	I	100%	55%
Hodge, Gladys E.	\$70,850	22%	DEM	100	I	100%	95%
Homer, Mark S.	\$38,350	34%	DEM	3	I	100%	100%
Hope, Ruben	\$146,035	34%	REP	16	I	56%	100%
Hopson, Charles L.	\$169,540	40%	DEM	11	I	100%	100%
Howard, Charles F.	\$44,350	14%	REP	26	I	100%	100%
Hughes, D. Bryan	\$213,064	12%	REP	5	0	100%	52%
Hunter, Robert D.	\$114,525	42%	REP	71	I	100%	91%
Hupp, Suzanna G.	\$37,537	8%	REP	54	I	100%	100%
Isett, Carl H.	\$120,496	41%	REP	84	I	100%	66%
Jones, Delwin	\$135,220	45%	REP	83	I	52%	91%
Jones, Elizabeth A.	\$236,025	50%	REP	121	I	100%	90%
Jones, Jesse W.	\$54,100	10%	DEM	110	I	67%	100%
Keel, Terrence M.	\$146,935	15%	REP	47	I	100%	63%
Keffer, James L.	\$149,350	33%	REP	60	I	63%	91%
Keffer, William R.	\$143,613	13%	REP	107	0	38%	58%
King, Phillip S.	\$224,369	42%	REP	61	I	100%	69%
Kolkhorst, Lois W.	\$63,546	2%	REP	13	I	100%	100%
Krusee, Michael	\$115,837	7%	REP	52	I	100%	65%
Kuempel, Edmund P.	\$255,836	10%	REP	44	I	66%	100%
Laney, James E.	\$832,176	1%	DEM	85	I	100%	65%
Laubenberg, Jodie A.	\$168,885	11%	REP	89	0	42%	78%
Lewis, Glenn O.	\$49,188	10%	DEM	95	I	100%	100%
Luna, Vilma	\$151,743	25%	DEM	33	I	100%	66%
Mabry, John P.	\$219,339	46%	DEM	56	0	100%	51%
Madden, Jerry A.	\$145,736	15%	REP	67	I	57%	70%
Marchant, Kenny E.	\$201,072	6%	REP	115	I	100%	71%
Martinez Fischer, Trey	\$117,578	10%	DEM	116	I	100%	100%

I = Incumbent C = Challenger 0 = Open Seat

THE HOUSE

List Of All Members

Representative	Total	% of \$ in District	Party	District	ICO	Vote % Primary	Vote % General
McCall, James B.	\$274,812	9%	REP	66	I	69%	78%
McClendon, Ruth J.	\$117,704	28%	DEM	120	I	100%	100%
McReynolds, James M.	\$171,447	24%	DEM	12	I	100%	61%
Menendez, Jose	\$129,509	4%	DEM	124	I	70%	100%
Mercer, Kenneth B.	\$195,242	19%	REP	117	O	63%	59%
Merritt, Thomas C.	\$165,455	36%	REP	7	I	60%	100%
Miller, Sidney C.	\$363,262	14%	REP	59	I	100%	57%
Moreno, Joe E.	\$137,173	3%	DEM	143	I	47%	92%
Moreno, Paul	\$86,014	14%	DEM	77	I	69%	100%
Morrison, Geanie W.	\$96,155	54%	REP	30	I	100%	100%
Mowery, Anna	\$48,375	38%	REP	97	I	100%	67%
Naishtat, Elliott	\$111,480	65%	DEM	49	I	100%	71%
Nixon, Joe	\$52,290	2%	REP	133	I	100%	65%
Noriega, Richard J.	\$72,425	5%	DEM	145	I	100%	100%
Oliveira, Rene O.	\$128,036	22%	DEM	37	I	100%	100%
Olivo, Dora F.	\$76,401	15%	DEM	27	I	100%	63%
Paxton, W. Kenneth	\$198,060	25%	REP	70	O	39%	78%
Pena, Aaron	\$61,950	27%	DEM	40	O	56%	100%
Pickett, Joseph C.	\$90,799	17%	DEM	79	I	66%	100%
Pitts, James R.	\$180,354	32%	REP	10	I	100%	100%
Puente, Robert R.	\$98,201	1%	DEM	119	I	100%	100%
Quintanilla, Inocente	\$75,197	26%	DEM	75	O	55%	99%
Rangel, Irma	\$144,048	5%	DEM	43	I	74%	62%
Raymond, Richard E.	\$442,898	46%	DEM	42	I	100%	100%
Reyna, Elvira	\$11,550	26%	REP	101	I	100%	100%
Riddle, Deborah A.	\$95,495	10%	REP	150	O	54%	100%
Ritter, Allan B.	\$253,808	36%	DEM	21	I	100%	70%
Rodriguez, Eduardo R.	\$93,001	57%	DEM	51	O	23%	82%
Rose, Patrick	\$540,502	31%	DEM	45	O	100%	49%
Seaman, Eugene J.	\$378,033	24%	REP	32	I	100%	53%
Smith, Richard Wayne	\$189,441	7%	REP	128	O	44%	100%
Smith, Todd A.	\$66,155	19%	REP	92	I	100%	89%
Smithee, John T.	\$44,870	12%	REP	86	I	100%	100%
Solis, Jim	\$181,255	34%	DEM	38	I	100%	68%
Solomons, Burt	\$199,801	3%	REP	65	I	59%	88%
Stick, Jack	\$315,450	12%	REP	50	O	25%	56%
Swinford, David A.	\$247,076	33%	REP	87	I	100%	66%
Talton, Robert E.	\$93,791	19%	REP	144	I	100%	88%
Taylor, Larry	\$299,097	15%	REP	24	O	54%	58%
Telford, Barry B.	\$240,592	18%	DEM	1	I	64%	62%
Thompson, Senfronia	\$251,075	1%	DEM	141	I	100%	100%
Truitt, Vicki	\$155,597	46%	REP	98	I	100%	100%
Turner, Sylvester	\$552,837	9%	DEM	139	I	100%	100%
Uresti, Carlos I.	\$76,969	2%	DEM	118	I	100%	100%
Van Arsdale, J. Corbin	\$96,285	13%	REP	130	O	58%	100%
Villarreal, Michael U.	\$161,297	45%	DEM	123	I	53%	63%
West, G. E.	\$83,652	24%	REP	81	I	100%	100%
Wilson, Ron	\$52,700	1%	DEM	131	I	67%	100%
Wise, Miguel D.	\$48,950	0%	DEM	39	I	100%	100%
Wohlgemuth, Arlene	\$205,705	19%	REP	58	I	67%	68%
Wolens, Steven D.	\$363,630	8%	DEM	103	I	100%	69%
Wong, Martha J.	\$611,934	30%	REP	134	O	39%	53%
Woolley, Beverly	\$38,950	10%	REP	136	I	100%	100%
Zedler, William W.	\$57,060	13%	REP	96	O	55%	60%

I = Incumbent C = Challenger O = Open Seat



THE SUPREME COURT

Total Raised by All Candidates: \$6,745,756

Fourteen major-party candidates ran for five Supreme Court seats. Republicans won all five seats, defeating four primary opponents and five general-election opponents.

By Size

All Candidates

Size of Contribution	Total	Number
\$50-100,000	\$50,000	1
\$25-50,000	\$361,670	12
\$10-25,000	\$1,103,064	97
\$5-10,000	\$2,027,403	372
\$1,000 - \$5,000	\$2,044,342	1,250
\$500 - \$1,000	\$550,916	1,029
\$100 - \$500	\$608,361	3,440

Top 10 Zip Codes

Zip Code	City	Total
77002	Houston	\$1,089,860
78701	Austin	\$438,256
75201	Dallas	\$332,500
77056	Houston	\$312,449
76102	Fort Worth	\$244,298
75202	Dallas	\$238,937
77010	Houston	\$235,921
78205	San Antonio	\$235,879
77019	Houston	\$139,804
78478	Corpus Christi	\$118,000

All Winners

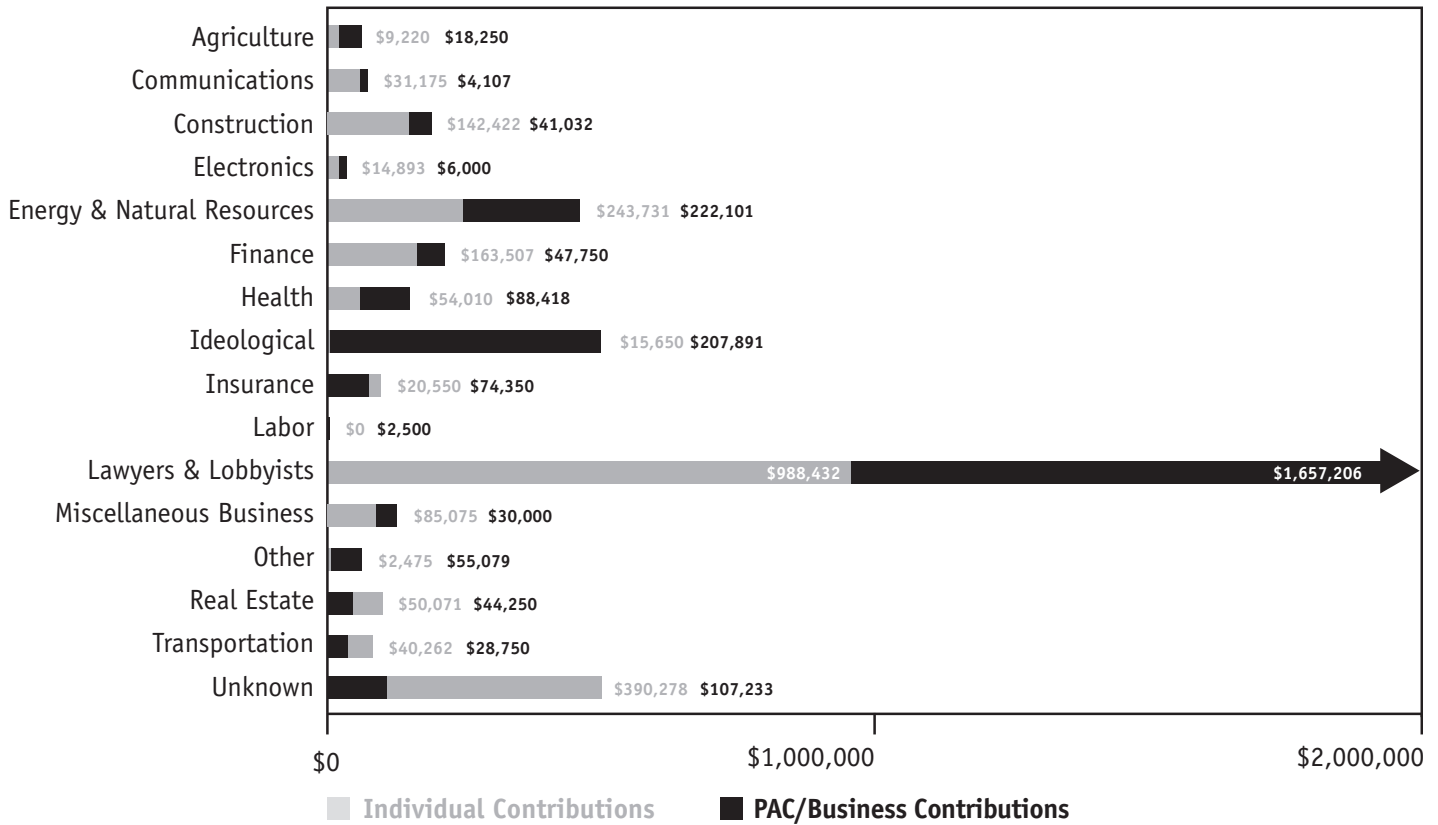
Size of Contribution	Total	Number
\$25-50,000	\$220,652	7
\$10-25,000	\$583,382	49
\$5-10,000	\$827,013	145
\$1,000 - \$5,000	\$976,368	598
\$500 - \$1,000	\$298,057	549
\$100 - \$500	\$315,904	1,741

Supreme Court General Election Winners

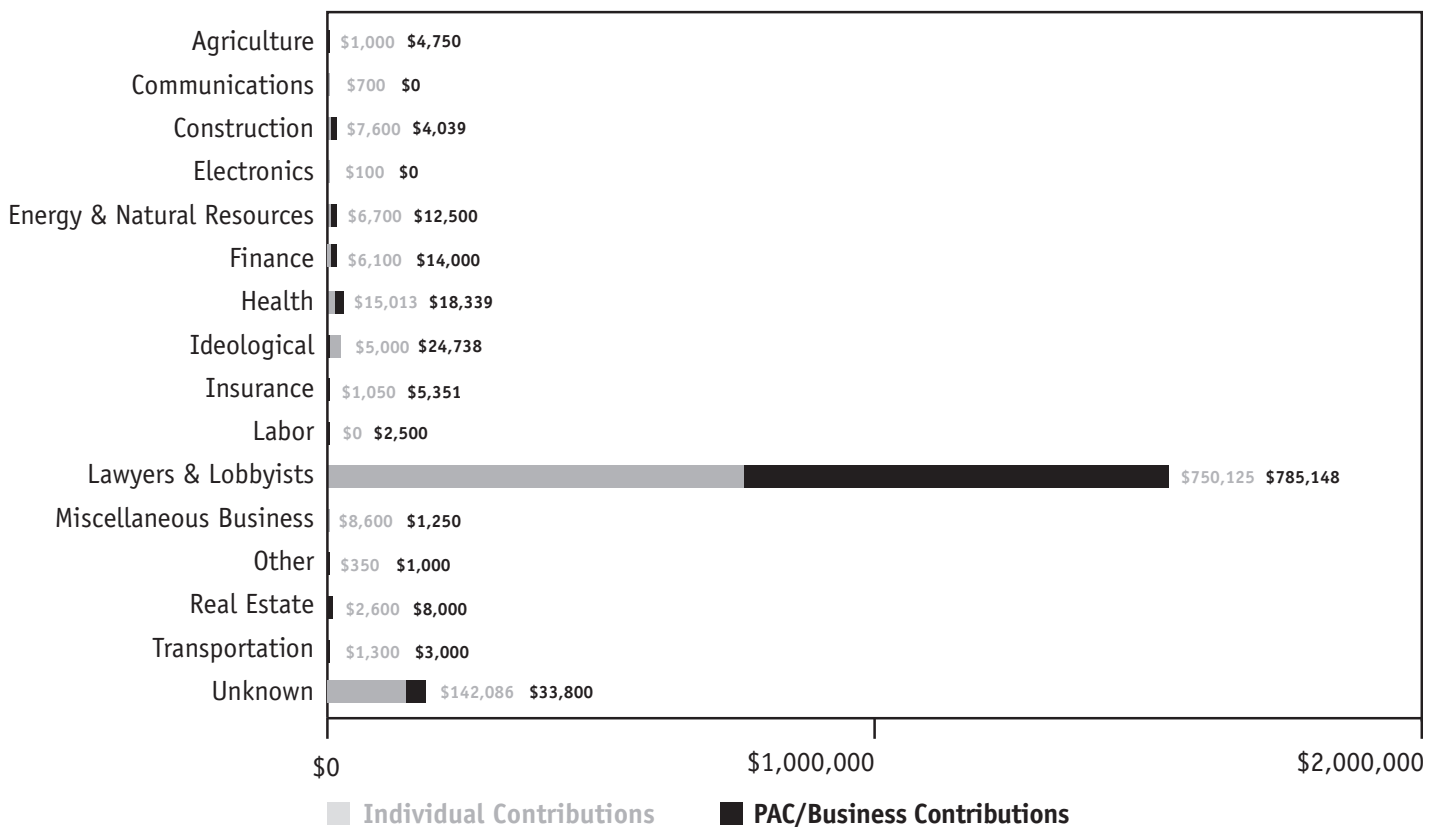
Justice	Total	Party	Place	ICO	Vote % Primary	Vote % General
Phillips, Thomas	\$19,246	REP	Chief	I	100%	57%
Schneider, Michael H.	\$961,011	REP	1	O	100%	56%
Wainwright, Jesse W.	\$1,077,224	REP	2	O	31%	56%
Jefferson, Wallace B.	\$1,171,545	REP	3	I	62%	57%
Smith, Steven Wayne	\$21,590	REP	4	C	53%	54%
Total	\$3,229,026					

I = Incumbent
C = Challenger
O = Open Seat

Republican Candidates



Democratic Candidates





THE COURT OF CRIMINAL APPEALS

Total Raised by All Candidates: \$128,874

Ten Republicans and four Democrats ran for the three available seats on the Court of Criminal Appeals. Incumbent Republicans won all three seats.

Top 10 Zip Codes

Zip Code	City	Total
77002	Houston	\$14,650
75605	Longview	\$9,836
75201	Dallas	\$8,756
75225	Dallas	\$5,650
75219	Dallas	\$4,300
77042	Houston	\$3,200
78701	Austin	\$3,150
98102	Seattle, WA	\$3,000
78205	San Antonio	\$2,950
75205	Dallas	\$2,400

By Size

Size of Contribution	Total	Count
\$1,000 - \$5,000	\$57,899	28
\$500 - \$1,000	\$18,450	36
\$100 - \$500	\$30,526	184

Court Of Criminal Appeals General Election Winners

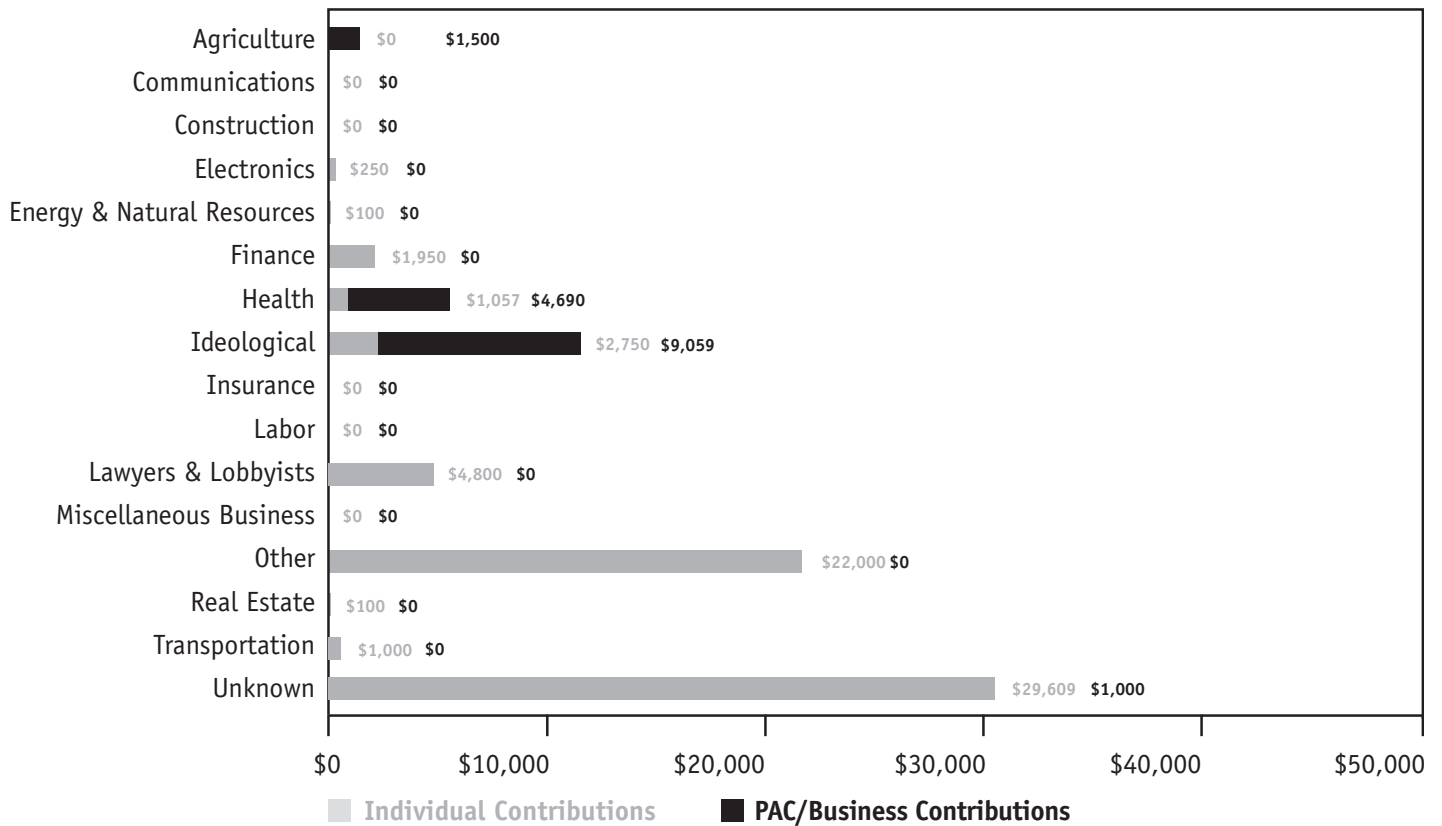
Recipient	Total	Party	Place	ICO	Vote % Primary	Vote % General
Cochran, Cathy	\$6,397	REP	3	I	43%	58%
Price, Tom	\$5,553	REP	1	I	47%	58%
Womack, Paul	\$1,153	REP	2	I	45%	57%

I = Incumbent
 C = Challenger
 O = Open Seat

THE COURT OF CRIMINAL APPEALS

By Industry Sector

Republican Candidates



Democratic Candidates

